

# Fixed Income Intermediate Aggregate

## Investment Objective

The objective of the Fixed Income Intermediate Aggregate composite is to provide an enhanced return with less volatility compared to the Bloomberg US Intermediate Aggregate Index.

## Investment Strategy

The Intermediate Aggregate composite invests across a diversified portfolio of fixed income securities that seek to provide income and preserve capital. Capital appreciation is secondary. The primary focus of the strategy is sector allocation within investment grade corporate bonds, MBS securities, U.S. Treasury and Agency securities. The strategy may invest in other securities including non-investment grade bonds and preferred stock to enhance income.

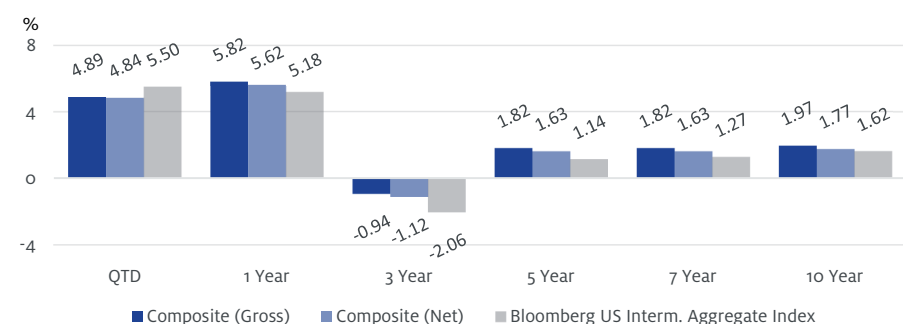
## Firm Overview

<b>AUM<sup>1</sup></b>	\$2.37B
<b>Founded</b>	2003
<b>Based</b>	Cleveland, OH
<b>Satellites</b>	Detroit, MI Naples, FL

## Strategy Overview

<b>Inception Date</b>	7/31/2005
<b>Benchmark</b>	Bloomberg US Interm. Aggregate Index
<b>Style Emphasis</b>	Core/Aggregate
<b>Duration Emphasis</b>	Intermediate
<b>Strategy Assets</b>	\$220.15M

## Performance



Periods less than one year are not annualized

Data as of 12/31/2023

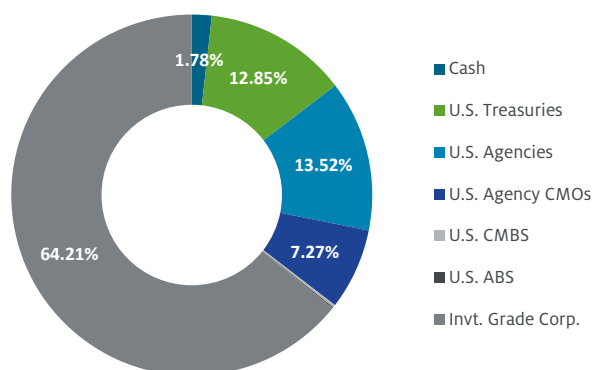
## Portfolio Management Team

<b>James M. Bernard, CFA</b>	Portfolio Manager
<b>Kevin M. Gale</b>	Portfolio Manager
<b>James G. Raimondo</b>	Portfolio Manager
<b>Jeremy J. Scacco</b>	Portfolio Manager

## Strategy Characteristics<sup>2</sup>

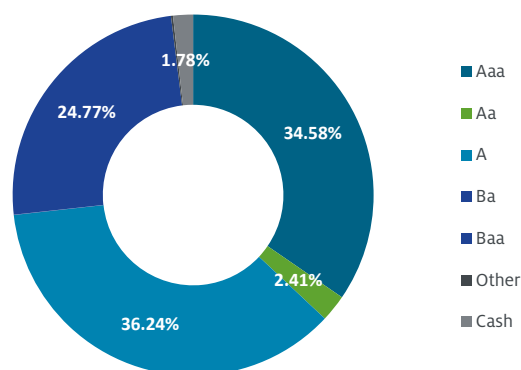
<b>Current Number of Bond Issues</b>	691
<b>Annual Turnover (LTM)</b>	11.84%
<b>Current Weighted Average Coupon</b>	2.92%
<b>Yield to Worst</b>	4.75%
<b>Average Maturity (Yrs)</b>	4.88
<b>Effective Duration (Yrs)</b>	3.94
<b>Average Quality Issue</b>	A
<b>Convexity</b>	0.09

## Sector Allocation<sup>2</sup>



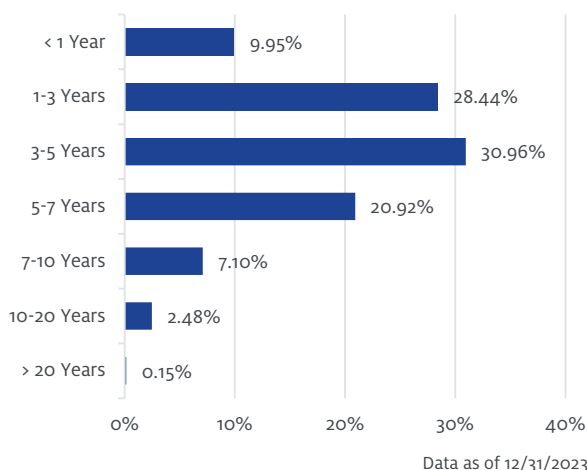
Data as of 12/31/2023

## Quality Allocation<sup>2</sup>



Data as of 12/31/2023

### Duration Allocation<sup>2</sup>



### The Adviser

Ancora Advisors, LLC is an SEC registered investment adviser and a wholly-owned subsidiary of The Ancora Group LLC, a wholly-owned subsidiary of Ancora Holdings Group LLC. SEC registration does not imply a certain level of skill or training. Ancora Advisors LLC claims compliance with the Global Investment Performance Standards (GIPS®).

To obtain a GIPS Composite Report and/or a list of composite descriptions you may contact:

Renie Walters  
 GIPS Compliance Officer & Head of Investment Performance Measurement  
 6060 Parkland Boulevard, Suite 200  
 Cleveland, Ohio 44124  
 rwalters@ancora.net  
 216-593-5015

The Fixed Income Intermediate Aggregate composite was created on and has an inception date of July 31, 2005. The composite seeks to provide a real return over a long period of time to commensurate with the risk profile of the portfolio. The composite pursues these objectives by investing primarily in income-producing securities, while seeking to minimize tax consequences for the portfolios. The composite utilizes the Bloomberg US Interm. Aggregate Index, a widely recognized unmanaged index of bond prices which is representative of a broader market and range of securities than is found in the composite's portfolio. The index does not include the effects of sales charges and cannot be invested in directly.

<sup>1</sup>To be consistent with Ancora's ADV filing, as required by the SEC for registered investment advisers, firm assets under management listed in this document reflect the discretionary values reported to the SEC. Ancora's GIPS assets under management is \$2.37 billion as of December 31, 2023.

<sup>2</sup>Strategy Characteristics, Sector, Quality and Duration Allocation source: BondEdge

Investors should consider the strategy's investment objectives, risks and expenses carefully before investing. This and other important information about the strategy can be found in the strategy's GIPS composite report. Please read the report carefully before investing. Valuations and returns are computed and stated in U.S. dollars. Gross returns are calculated gross of management and net of transaction costs. Net returns are calculated net of actual management fees and transaction costs. Both returns are calculated gross of all withholding taxes on foreign dividends. The composite results portrayed reflect the reinvestment of dividends, capital gains, and other earnings when appropriate. Composite data is portrayed. Individual account holdings and performance may vary depending on factors including account size, client-imposed restrictions, the timing of client investments, market conditions, contributions, withdrawals and other factors. Policies for valuing portfolios, calculating performance and preparing composite reviews are available upon request. Ancora's investment advisory fees are described in Part 2A of its Form ADV. This document does not constitute the recommendation of Ancora to meet the investment needs of any individual client. It does not take into account any specific investment objectives, financial situations, or particular needs of any specific person who may receive this report. This report is not to be considered investment advice or a recommendation of any particular security, nor is it intended to provide personal investment advice. Investors should seek financial advice regarding the appropriateness of investing in any securities and other investments or investment strategies discussed in this report. The information provided in this report is for informational purposes only and is not an offer to sell or a solicitation of an offer to buy any securities in any jurisdiction. Investors should note that income from such securities or other investments, if any, may fluctuate and that price or value of such securities and investments may rise or fall. Investments are not insured by the FDIC and are not guaranteed by Ancora. This material may not be reproduced, redistributed, retransmitted or disclosed, or referred to in any publication, in whole or in part, or in any form or manner, without the express written consent of Ancora's GIPS Compliance Officer. Any unauthorized use or disclosure is prohibited. GIPS® is a registered trademark owned by CFA Institute. CFA Institute does not endorse or promote this organization, nor does it warrant the accuracy or quality of the content contained herein. Receipt and review of this report constitutes your agreement not to redistribute, retransmit, or disclose to others the contents, opinions, conclusion, or information contained in this report. Past performance does not guarantee future results.

This Presentation is for informational purposes only. No part of this Presentation may be reproduced in any manner without the written permission of Ancora. Each person who has received or viewed this Presentation is deemed to have agreed: (i) not to reproduce or distribute this Presentation, in whole or part; (ii) not to disclose any information contained in this document except to the extent that such information was (a) previously known by such person through a source (other than the Fund, its partners or advisors) not bound by any obligation to keep confidential such information, (b) in the public domain through no fault of the person, or (c) later lawfully obtained by such person from sources (other than the Fund, its partners or advisors) not bound by any obligation to keep such information confidential; and (iii) to be responsible for any disclosure of this document by such person or any of its employees, agents or representatives.

Ancora Holdings Group LLC is the parent company of four registered investment advisers with the United States Securities and Exchange Commission; Ancora Advisors, LLC, Ancora Alternatives, LLC, Ancora Family Wealth Advisors, LLC and Ancora Retirement Plan Advisors, LLC. In addition, it owns two insurance agencies: Ancora Insurance Solutions LLC and Inverness Securities LLC. Inverness Securities is a FINRA & SIPC member broker dealer. A more detailed description of the firm, its products and services, management team and practices are contained in the firm brochures, Form ADV Part 2A and other disclosures upon request. Qualified prospective investors may obtain these documents by contacting the company at: 6060 Parkland Boulevard, Suite 200, Cleveland, Ohio 44124, Phone: 216-825-4000, or by visiting [www.ancora.net](http://www.ancora.net).

**Fixed Income Intermediate Aggregate Composite**

01/01/13 - 12/31/22

Year	Composite Gross Return (%)	Composite Net Return (%)	Benchmark Return (%)	3 Yr St Dev Composite (%)	3 Yr St Dev Benchmark (%)	Number of Portfolios	Dispersion (%)*	Composite Assets (\$M)	Firm Assets (\$M)
2013	-0.35	-0.58	-1.03	1.53	2.00	29	0.82	186.57	1689.70
2014	3.24	3.02	4.12	1.58	1.96	25	1.18	193.45	2003.56
2015	1.57	1.34	1.22	1.75	2.10	22	0.26	195.51	2005.18
2016	2.17	1.96	1.95	1.91	2.13	12	0.33	208.60	2049.70
2017	2.45	2.24	2.28	1.82	1.96	14	0.45	230.69	2495.31
2018	1.20	1.01	0.92	1.95	2.13	16	0.21	223.78	2424.99
2019	6.36	6.16	6.67	1.83	2.04	22	0.33	357.44	2741.51
2020	5.85	5.65	5.60	2.56	2.16	24	0.69	380.46	3125.16
2021	-1.05	-1.23	-1.29	2.54	2.04	24	0.34	391.08	3230.20
2022	-7.15	-7.32	-9.51	3.87	4.33	18	0.70	261.26	2237.58

Returns for Period:

1 Year	-7.15	-7.32	-9.51
5 Year	0.94	0.73	0.31
10 Year	1.36	1.16	1
Inception**	3.2	2.99	2.81

\*For those years when less than six portfolios were included in the composite for the full year, no dispersion measure is presented

\*\*Represents annualized performance since inception of 07/31/2005, time-weighted returns, periods less than one year are not annualized

Firm Information: Ancora Advisors, LLC is an SEC registered investment adviser and a wholly-owned subsidiary of The Ancora Holdings Group LLC's whose ultimate parent is Focus Financial Partners, LLC, a public company traded on the NASDAQ Global Select Market. Ancora Advisors LLC was established in 2003 to manage a variety of equity, fixed income, and balanced assets. The firm manages accounts for U.S. based clients. Those accounts include individual, pension, profit sharing plans, charitable endowments and businesses on a discretionary basis. Ancora Advisors LLC also serves as the investment advisor to the Ancora Family of Mutual Funds. An SEC registration does not imply a certain level of skill or training.

Composite Characteristics: The Fixed Income Intermediate Aggregate Composite was created on July 31, 2005 and has the same inception date. The composite seeks to provide a real return over a long period of time to commensurate with the risk profile of the portfolio. The composite pursues these objectives by investing primarily in income-producing securities, while seeking to minimize tax consequences for the portfolios. The composite utilizes the Bloomberg Intermediate Aggregate Bond Index. The Bloomberg Intermediate Aggregate Bond Index is a widely recognized unmanaged index of bond prices which is representative of a broader market and range of securities than is found in the composite. Beginning January 1, 2019, accounts may not contain any equity securities. Prior to January 1, 2019, accounts eligible for the composite may contain small portions of equity (less than 10%). In the event that the equity portion crossed the 10% threshold, the account was removed from the composite until the equity portion decreases below 10%. Accounts must meet \$2,000,000 minimum account size for inclusion in the composite. Prior to January 1, 2016, portfolios with assets below \$500,000 were not included in the composite. New accounts that fit the composite definition are added at the beginning of the first full calendar month for which the account is under management. Closed account data is included in the composite as mandated by the standards in order to eliminate a survivorship bias. Beginning December 31, 2018, the composite name has changed to Fixed Income Intermediate Aggregate. Prior to December 31, 2018 the composite name was Fixed Income Taxable Intermediate.

Calculation Methodology: Valuations and returns are computed and stated in U.S. dollars. Gross returns are calculated gross of management and net of transaction costs. Net returns are calculated net of actual management fees and transaction costs. Both returns are calculated gross of all withholding taxes on foreign dividends. Gross of fee returns are used to calculate the presented risk measures (Dispersion & 3 Yr St Dev). The composite results portrayed reflect the reinvestment of dividends, capital gains, and other earnings when appropriate. The dispersion measure is the asset-weighted standard deviation of accounts in the composite for the entire year. Policies for valuing investments, calculating performance and preparing GIPS reports are available upon request.

Other Disclosures: Ancora Advisors claims compliance with the Global Investment Performance Standards (GIPS®) and has prepared and presented this report in compliance with the GIPS standards. Ancora Advisors LLC has been independently verified for the periods January 1, 2003 – December 31, 2022. A firm that claims compliance with the GIPS standards must establish policies and procedures for complying with all the applicable requirements of the GIPS standards. Verification provides assurance on whether the firm's policies and procedures related to composite and pooled fund maintenance, as well as the calculation, presentation, and distribution of performance, have been designed in compliance with the GIPS standards and have been implemented on a firm-wide basis. The Fixed Income Intermediate Aggregate composite has had a performance examination for the periods August 1, 2005 – December 31, 2022. The verification and performance examination reports are available upon request. Past performance does not guarantee future results. This performance report should not be construed as a recommendation to purchase or sell any particular securities held in composite accounts. Market conditions can vary widely over time and can result in a loss of portfolio value. A complete list and description of all the firm's composites is available upon request. The firm's fixed income fee schedule is as follows: first \$1 million 0.75%, next \$2 million 0.50%, next \$2 million 0.40%, next \$5 million 0.30%, next \$10 million 0.20%, over \$20 million negotiable. Fees may be subject to negotiation where special circumstances warrant. The significant cash flow threshold was set to 10% at inception of composite. Effective October 31, 2011, this threshold was adjusted to 25%. Accounts that experience significant cash flows in excess of 25% of the account's market value are removed from the composite for one full calendar month and not included for composite performance reporting purposes. Additional information regarding the treatment of significant cash flows is available upon request. The benchmark returns are not covered by the report of independent verifiers.

Ancora Holdings Group LLC is the parent company of several registered investment advisers with the United States Securities and Exchange Commission; Ancora Advisors, LLC, Ancora Alternatives, LLC, Ancora Family Wealth Advisors, LLC and Ancora Retirement Plan Advisors LLC. In addition, it owns two insurance agencies: Ancora Insurance Solutions LLC and Inverness Securities LLC. Inverness Securities is a FINRA & SIPC member broker dealer. A more detailed description of the firm, its products and services, management team and practices are contained in the firm brochures, Form ADV Part 2A and other disclosures upon request. Qualified prospective investors may obtain these documents by contacting the company at: 6060 Parkland Boulevard, Suite 200, Cleveland, Ohio 44124, Phone: 216-825-4000, or by going to www.ancora.net. To obtain a list of composite descriptions please contact Renie Walters, GIPS Compliance Officer & Head of Investment Performance Measurement, at 216-593-5015 or rwalters@ancora.net.

GIPS® is a registered trademark of CFA Institute. CFA Institute does not endorse or promote this organization, nor does it warrant the accuracy or quality of the content contained herein.