

Micro Cap Value

Investment Objective

The objective of the Ancora Micro Cap Strategy is capital appreciation. Our goal is to exceed the Russell Microcap Index over a period which encompasses a complete market cycle. Furthermore, we aspire to produce returns which are superior to the index on a risk adjusted basis. Our focus is on undervalued stocks with market capitalizations in the bottom two deciles of the overall market.

Firm Overview

AUM¹	\$2.58B
Founded	2003
Based	Cleveland, OH
Satellites	Detroit, MI Naples, FL

Strategy Overview

Inception Date	10/31/2008
Benchmark	Russell Microcap
Strategy Assets	\$33-34M

Portfolio Management Team

Michael Santelli, CFA	Portfolio Manager
Matt Scullen, CFA	Portfolio Manager

Risk Analytics - ITD²

Standard Deviation	21.05
Annualized Alpha	3.79
Beta	0.88
R-Squared	0.83
# Positive Months	98
# Negative Months	66
Tracking Error	9.03
Information Ratio	0.31
Sharpe Ratio	0.58
Upside Market Capture	87.09
Downside Market Capture	81.24
Batting Average	0.47

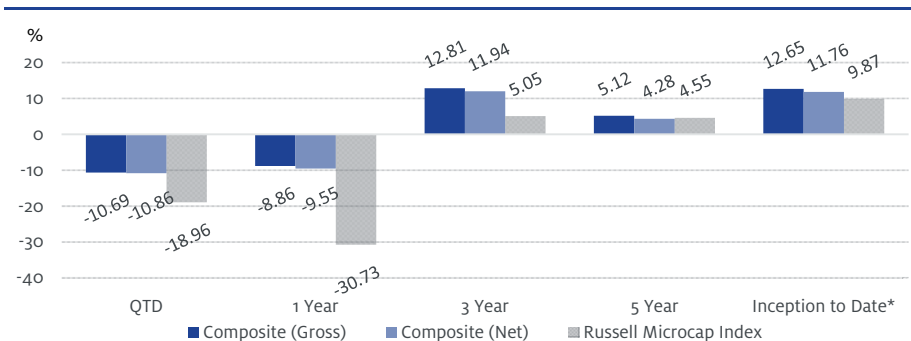
Top 10 Equity Holdings

Securities	Weight (%)
Vaalco Energy, Inc.	4.66
BG Staffing, Inc.	3.81
Silvercrest Asset Management Group, Inc	3.49
First Internet Bancorp	3.26
Computer Task Group, Inc.	3.12
VOXX International Corp.	2.70
Postal Realty Trust, Inc.	2.61
1847 Goedeker, Inc.	2.54
Lakeland Industries, Inc.	2.49
Genco Shipping & Trading Ltd.	2.29
Total	30.97

Investment Strategy

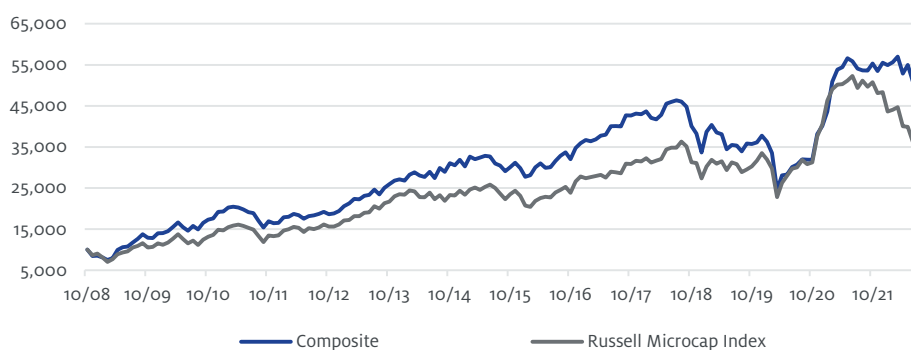
The strategy employed is to construct diversified portfolios of microcap companies which are undervalued based on our proprietary "normalized return" approach or which are undervalued based on asset valuation. In addition, portfolio companies will normally possess above average balance sheets, positive insider activity and an identified potential catalyst. Many of the stocks may be underfollowed and unloved by Wall Street which provide upward revaluation potential as earnings and P/E ratios return to normal.

Performance



*Represents annualized performance from inception of 10/31/2008
Data as of 6/30/2022
Periods less than one year are not annualized

Growth of \$10K

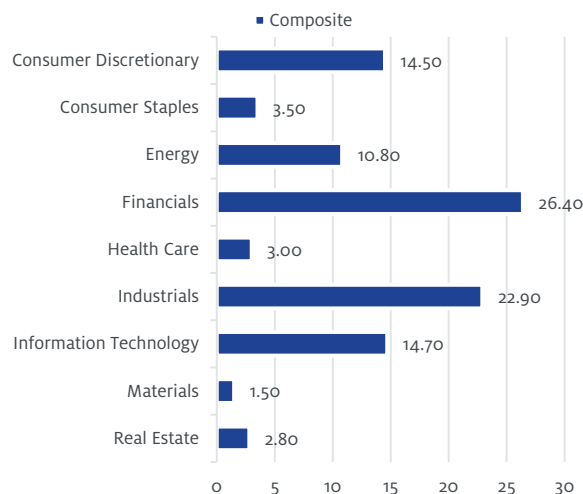


Represents hypothetical growth based on gross performance from inception of 10/31/2008
Data as of 6/30/2022

Portfolio Characteristics³

Secondary Equity Style Emphasis	Deep Value
Current Cash Position	5.50%
Current # of Holdings	65
Annual Turnover (LTM)	49.76%
Current Dividend Yield	2.21%
P/E (12 mo Trailing)	10.19
Current P/B	1.02
5 Year ROE	9.74%
Current Wgtd. Avg. Mkt. Cap (\$M)	\$ 322
Current Median Mkt. Cap (\$M)	\$ 233

Portfolio Breakdown (%)



Data as of 6/30/2022

Portfolio weights are subject to change without notice
Due to rounding, values may not add up to 100%

The Adviser

Ancora Advisors, LLC is an SEC registered investment adviser and a wholly-owned subsidiary of The Ancora Group LLC, a wholly-owned subsidiary of Ancora Holdings Group LLC. SEC registration does not imply a certain level of skill or training. Ancora Advisors LLC claims compliance with the Global Investment Performance Standards (GIPS®).

To obtain a GIPS Composite Review and/or a list of composite descriptions you may contact:

Renie Walters
GIPS Compliance Officer & Head of Investment Performance Measurement
6060 Parkland Boulevard, Suite 200
Cleveland, Ohio 44124
rwalters@ancora.net

The Micro Cap Value composite was created on September 30, 2008 with an inception date of October 31, 2008. The composite contains U.S. traded equities, which offer substantial returns with corresponding greater risks. Securities will tend to be in companies that fall in the lowest two deciles of the market cap universe as defined by Fama/French. Prior to March 31, 2018, the universe for the composite was micro capitalizations typically less than \$500 million. The composite utilizes the Russell Microcap Index as the benchmark. The Russell Microcap Index is a capitalization weighted index of 2000 small and micro cap stocks that captures the smallest 1000 companies in the Russell 2000, plus 1000 smaller U.S based listed stocks. The pooled investment vehicle in the composite calculates net of fees returns net of all expenses including management fees and transaction costs.

¹To be consistent with Ancora's ADV filing, as required by the SEC for registered investment advisers, firm assets under management listed in this document reflect the discretionary values reported to the SEC. Ancora's GIPS assets under management is \$2.57 billion as of June 30, 2022.

²Risk Analytics source: eVestment Analytics

³Portfolio Characteristics source: Bloomberg

Investors should consider the strategy's investment objectives, risks and expenses carefully before investing. This and other important information about the strategy can be found in the strategy's GIPS composite review. Please read the report carefully before investing. Valuations and returns are computed and stated in U.S. dollars. Gross returns are calculated gross of management and net of transaction costs. Net returns are calculated net of actual management fees and transaction costs. Both returns are calculated gross of all withholding taxes on foreign dividends. The composite results portrayed reflect the reinvestment of dividends, capital gains, and other earnings when appropriate. Composite data is portrayed. Individual account holdings and performance may vary depending on factors including account size, client-imposed restrictions, the timing of client investments, market conditions, contributions, withdrawals and other factors. Policies for valuing portfolios, calculating performance and preparing composite reviews are available upon request. Ancora's investment advisory fees are described in Part 2A of its Form ADV. This document does not constitute the recommendation of Ancora to meet the investment needs of any individual client. It does not take into account any specific investment objectives, financial situations, or particular needs of any specific person who may receive this report. This report is not to be considered investment advice or a recommendation of any particular security, nor is it intended to provide personal investment advice. Investors should seek financial advice regarding the appropriateness of investing in any securities and other investments or investment strategies discussed in this report. The information provided in this report is for informational purposes only and is not an offer to sell or a solicitation of an offer to buy any securities in any jurisdiction. Investors should note that income from such securities or other investments, if any, may fluctuate and that price or value of such securities and investments may rise or fall. Investments are not insured by the FDIC and are not guaranteed by Ancora. This material may not be reproduced, redistributed, retransmitted or disclosed, or referred to in any publication, in whole or in part, or in any form or manner, without the express written consent of Ancora's GIPS Compliance Officer. Any unauthorized use or disclosure is prohibited. GIPS® is a registered trademark owned by CFA Institute. CFA Institute does not endorse or promote this organization, nor does it warrant the accuracy or quality of the content contained herein. Receipt and review of this report constitutes your agreement not to redistribute, retransmit, or disclose to others the contents, opinions, conclusion, or information contained in this report. Past performance does not guarantee future results.

This Presentation is for informational purposes only. No part of this Presentation may be reproduced in any manner without the written permission of Ancora. Each person who has received or viewed this Presentation is deemed to have agreed: (i) not to reproduce or distribute this Presentation, in whole or part; (ii) not to disclose any information contained in this document except to the extent that such information was (a) previously known by such person through a source (other than the Fund, its partners or advisors) not bound by any obligation to keep confidential such information, (b) in the public domain through no fault of the person, or (c) later lawfully obtained by such person from sources (other than the Fund, its partners or advisors) not bound by any obligation to keep such information confidential; and (iii) to be responsible for any disclosure of this document by such person or any of its employees, agents or representatives.

Ancora Holdings Group LLC is the parent company of four registered investment advisers with the United States Securities and Exchange Commission; Ancora Advisors, LLC, Ancora Alternatives, LLC, Ancora Family Wealth Advisors, LLC and Ancora Retirement Plan Advisors, LLC. In addition it owns Inverness Securities LLC, a FINRA & SIPC member broker dealer. A more detailed description of Ancora, its RIAs, management team and practices are contained in the firm brochure, Form ADV Part 2A. Qualified prospective investors may obtain the ADV Part 2A by contacting the company at: 6060 Parkland Boulevard, Suite 200, Cleveland, Ohio 44124, Phone: 216-825-4000, or by going to www.ancora.net.