



THE ANCORA FAMILY OF MUTUAL FUNDS

	CLASS I	CLASS S
ANCORA INCOME FUND	AAIIX	ANISX
ANCORA/THELEN SMALL-MID CAP FUND	AATIX	AATSX
ANCORA DIVIDEND VALUE EQUITY FUND	ADEIX	ADESX

As with all mutual funds, the Securities and Exchange Commission has not approved or disapproved these securities or passed upon the adequacy of this prospectus. Any representations to the contrary is a criminal offense.

4/30/2026

PROSPECTUS

TABLE OF CONTENTS

	<u>Page</u>
FUND SUMMARIES	2
ANCORA INCOME FUND	2
ANCORA/THELEN SMALL-MID CAP FUND	7
ANCORA DIVIDEND VALUE EQUITY FUND	11
FUND DETAILS	15
ADDITIONAL INFORMATION ABOUT PRINCIPAL RISKS	15
TEMPORARY DEFENSIVE POSITIONS	17
DISCLOSURE OF PORTFOLIO HOLDINGS INFORMATION	17
INVESTMENT ADVISOR	17
PORTFOLIO MANAGERS	17
CHOOSING A CLASS OF SHARES	18
PURCHASING YOUR SHARES	18
SELLING (REDEEMING) YOUR SHARES	20
EXCESSIVE TRADING PRACTICES	22
DIVIDENDS, DISTRIBUTIONS AND TAXES	23
GENERAL INFORMATION	23
FINANCIAL HIGHLIGHTS	23
DESCRIPTION OF BOND RATINGS	Appendix A

FUND SUMMARIES

ANCORA INCOME FUND

(Class I and Class S Shares)

Investment Objective

Ancora Income Fund (the “Fund”) has an investment objective of obtaining a high level of income, with a secondary objective of capital appreciation in the value of its shares.

Fees and Expenses of the Fund

The tables below describe the fees and expenses that you may pay if you buy and hold shares of the Fund.

Shareholder Fees (fees paid directly from your investment)

	Class I	Class S
Maximum Sales Charge (Load) Imposed on Purchases (as a percentage of offering price)	None	None
Maximum Sales Charge (Load) Imposed on Reinvested Dividends	None	None
Redemption Fee (as a percentage of amount redeemed on shares held less than 90 days)	2.00%	2.00%

Annual Fund Operating Expenses (expenses that you pay each year as a percentage of the value of your investment)

	Class I	Class S ⁽³⁾
Management Fees	0.50%	0.50%
Distribution/Service (12b-1) Fees	0.00%	0.00%
Other Expenses	0.36%	0.35%
	Class I	Class S
Shareholder Service Fees	0.01%	0.00%
Remainder of Other Expenses	0.35%	0.35%
Acquired Fund Fees and Expenses⁽¹⁾	0.01%	0.01%
Total Annual Fund Operating Expenses	0.87%	0.86%
Fee Waiver⁽²⁾	0.00%	0.00%
Total Annual Fund Operating Expenses After Fee Waiver⁽²⁾	0.87%	0.86%

⁽¹⁾ These fees and expenses are not used to calculate the Fund’s net asset value and do not correlate to the ratio of Expenses to Average Net Assets found in the “Financial Highlights” section of this Prospectus.

⁽²⁾ The Advisor and the Trust have entered into a fee waiver agreement whereby the Advisor has contractually agreed to waive a portion of its fees in order to limit total annual fund operating expenses (excluding Acquired Fund Fees and Expenses and dividend expenses relating to short sales, interest, taxes, and brokerage commissions) to 1.285% for Class I shares and 1.00% for Class S shares. These fee waivers are expected to continue indefinitely but shall remain in effect until at least April 30, 2027 (subject to termination prior to such date only by a vote of the Trustees of the Fund if they deem the termination to be beneficial to the Fund shareholders). The Advisor is entitled to recover such waived amounts within the same fiscal year in which the Advisor reduced its fee. No recoupment will occur except to the extent that the Fund’s expenses, together with the amount recovered, do not exceed the applicable expense limitation. See “Fund Details – Investment Advisor” for details on this fee waiver agreement.

⁽³⁾ Other Expenses and Acquired Fund Fees and Expenses for Class S shares are based on estimated amounts. Class S shares were not offered prior to the date of this prospectus.

Expense Example

This Example is intended to help you compare the cost of investing in the Fund with the cost of investing in other mutual funds. This Example assumes that you invest \$10,000 in the Fund for the time periods indicated and then redeem all of your shares at the end of those periods. This Example also assumes that your investment has a 5% annual return, maximum sales charges are applied and the Fund’s operating expenses remain the same. Although your actual costs may be higher or lower, based on these assumptions your costs would be:

Ancora Income Fund	1 Year	3 Years	5 Years	10 Years
Class I Shares	\$89	\$278	\$482	\$1,073
Class S Shares	\$88	\$274	\$477	\$1,061

Portfolio Turnover

The Fund pays transaction costs, such as commissions, when it buys and sells securities (or “turns over” its portfolio). A higher portfolio turnover may indicate higher transaction costs and may result in higher taxes where fund shares are held in a taxable account. These costs, which are not reflected in annual fund operating expenses or in the example, affect the Fund’s performance. During the most recent fiscal year, the Fund’s portfolio turnover rate was 32% of the average value of its whole portfolio.

Principal Investment Strategies

The Fund pursues its income objective by investing primarily in income-producing securities (such as debt securities, preferred stocks, high dividend-bearing common shares, common and preferred shares of closed-end investment companies (also known as “closed-end funds”) and shares of exchange-traded funds (“ETFs”) having portfolios consisting primarily of income-producing securities). Under normal circumstances, at least 80% of the assets of the Fund will be invested in income-producing securities. Certain of the debt securities and preferred stocks in which the Fund invests may be convertible into common shares (“convertible securities”). In addition, certain of the debt securities in which the Fund invests are bonds the issuers of which are real estate investment trusts and business development companies. The Fund will pursue its capital appreciation objective by investing in shares of closed-end funds and convertible securities of large, small and mid-sized companies. The Fund will invest only in securities of companies with market capitalizations of more than \$500 million, except that the Fund may invest in closed-end funds with market capitalizations of less than that amount.

The Fund will alter the composition of its portfolio as economic and market trends change. The Advisor will increase its investment in short-term debt securities during periods when it believes interest rates will rise and will increase its investment in long-term debt securities when it believes interest rates will decline. The Fund may invest in debt securities of any maturity, but average maturity generally will not exceed 15 years.

In selecting corporate debt securities for the Fund, the Advisor intends to invest principally in securities rated BBB or better by Standard & Poor's Corporation rating service, but may invest in securities rated as low as BB, B, CCC or CC or unrated securities when these investments are believed by the Advisor to be sound. The Fund will not invest more than 20% of its portfolio in (i) securities rated BB or lower by Standard & Poor's Corporation and/or (ii) unrated securities which, in the opinion of the Advisor, are of quality comparable to those rated BB or lower. Securities rated lower than BBB by Standard & Poor's, sometimes referred to as “junk bonds,” are usually considered lower-rated securities and have speculative characteristics. Please refer to Appendix A of this Prospectus for a description of these ratings.

In selecting closed-end funds for the Fund, the Advisor will invest in closed-end funds which, in choosing corporate debt securities in which they invest, adhere to ratings criteria no less strict than those followed by the Fund in selecting its direct investments that incorporate debt securities. Such closed-end funds may invest in debt securities of United States or foreign issuers.

Principal Risks

The Fund's share price and yield may change daily because of changes in interest rates and other market conditions and factors. Therefore, you may lose money if you invest in the Fund.

The principal risks that apply to the Fund are:

- **Market Risk.** The value of securities may go up or down in response to the prospects of individual issuers, general economic or market conditions, and/or investor behavior that leads investors' perceptions of value (as reflected in the price of the security) to diverge from fundamental value.
- **Interest Rate and Related Risks.** Generally, when market interest rates rise, the value of debt securities declines, and vice versa. Investing in such securities means that the Fund's net asset value will tend to decline if market interest rates rise. Interest rate risk is generally greater for fixed-income securities with longer maturities or durations. Low interest rates in the United States and other countries relative to historic rates may increase the Fund's exposure to risks associated with rising interest rates. In addition, fluctuations in interest rates may adversely affect the liquidity of certain fixed-income securities held by the Fund.
- **LIBOR Rate Risk.** Many debt securities, derivatives and other financial instruments, including some of the Fund's investments, utilize the London Interbank Offered Rate (“LIBOR”) as the reference or benchmark rate for variable interest rate calculations. Plans are underway to phase out the use of LIBOR. Several working groups and regulatory authorities have suggested replacements for LIBOR, such as the Secured Overnight Financing Rate (“SOFR”). Although the transition process away from LIBOR has become increasingly well-defined in advance of the anticipated discontinuation dates, the impact on certain debt securities, derivatives and other financial instruments remains uncertain. The elimination of LIBOR or changes to other reference rates or any other changes or reforms to the determination or supervision of reference rates could have an adverse impact on the market for, or value of, any securities or payments linked to those reference rates, which may adversely affect the Fund's performance.
- **Credit Risk.** The risk that the issuer or the guarantor of a debt security is unable or unwilling, or is perceived (whether by market participants, ratings agencies, pricing services or otherwise) as unable or unwilling, to make timely principal and/or interest payments, or otherwise honor its obligations. Securities are subject to varying degrees of credit risk, which are often reflected in their credit ratings. The downgrade of the credit rating of a security may decrease its value. If an issuer defaults or the risk of such default is perceived to have increased, the Fund will lose all or part of its investment. The net asset value of the Fund may fall during periods of economic downturn when such defaults or risk of defaults increases.
- **Income Risk.** Because the Fund can only distribute what it earns, the Fund's distributions to shareholders may decline when prevailing interest rates fall or if the Fund experiences defaults on debt securities it holds.
- **Investment Grade Securities Risk.** Fixed income securities commonly are rated by national bond ratings agencies. Securities rated in the lower investment grade rating categories (e.g., BBB by S&P or Fitch or Baa by Moody's) are considered investment grade securities, but are somewhat riskier than higher rated obligations because they are regarded as having only an adequate capacity to pay principal and interest, and are considered to lack outstanding investment characteristics.
- **Junk Bond Risks.** Securities rated below investment grade, also known as junk bonds, are speculative and generally entail greater risks than investment grade securities. For example, their prices are more volatile, their values are more negatively impacted by economic downturns, and their trading market may be more limited.
- **U.S. Government Securities Risk.** U.S. government guarantees on fixed income securities do not extend to shares of the Fund itself and do not guarantee the market price of the securities. Furthermore, not all securities issued by the U.S. government and its agencies and instrumentalities are backed by the full faith and credit of the U.S. Treasury. There is no guarantee that the U.S. government will support securities not backed by its full faith and credit.
- **Closed-End Funds and ETFs.** The shares of many closed-end funds frequently trade at a price per share which is less than the net asset value per share, the difference representing the “market discount” of such shares. The Fund may purchase shares of closed-end funds which trade at a market

discount. However, there can be no assurance that the market discount on shares of any closed-end fund will ever decrease. In fact, it is possible that this market discount may increase and the Fund may suffer capital losses due to further decline in the market price of the securities of such closed-end funds, thereby adversely affecting the net asset value of the Fund's shares.

ETFs may trade in the secondary market at prices below the value of their underlying portfolios and may not be liquid. ETFs that track an index are subject to tracking error and may be unable to sell poorly performing assets that are included in their index or other benchmark.

The closed-end funds and ETFs in which the Fund invests typically pay an advisory fee for the management of their portfolios, as well as other expenses. Therefore, the investment by the Fund in closed-end funds or ETFs often results in a duplication of advisory fees and other expenses, thereby resulting in a lower return for the Fund than would be the case in the absence of such duplication. Transactions in shares of closed-end funds and ETFs are also subject to brokerage commission costs, resulting in greater expenses for the Fund.

In addition, because these closed-end funds and ETFs invest in debt securities, they are subject to the same risks applicable to debt securities described above.

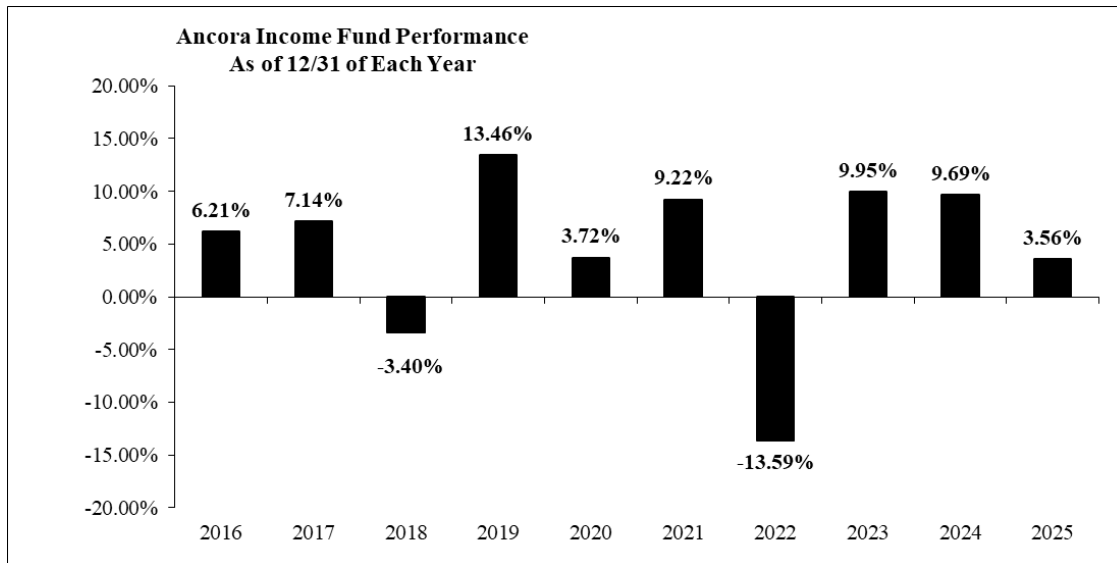
Also, certain of the closed-end funds in which the Fund invests may invest part or all of their assets in debt securities of foreign issuers. Such investments involve the following additional risks:

- Because foreign securities ordinarily are denominated in currencies other than the U.S. dollar, changes in foreign currency exchange rates will affect the closed-end fund's net asset value, the value of dividends and interest earned, gains and losses realized on the sale of securities and net investment income and capital gain, if any, to be distributed to shareholders by the closed-end fund. If the value of a foreign currency declines against the U.S. dollar, the value of the closed-end fund's assets denominated in that currency will decrease. Although these closed-end funds may enter into "hedging" transactions intended to minimize the risk of loss due to a decline in the value of the subject foreign currency, in some cases all or a portion of the closed-end fund's portfolio remains subject to this risk of loss.
- There are additional risks relating to political, economic, or regulatory conditions in foreign countries; withholding or other taxes; trading, settlement, custodial, and other operational risks; and the potentially less stringent investor protection and disclosure standards of foreign markets. All of these factors can make foreign investments of such closed-end funds more volatile and potentially less liquid than U.S. investments.
- **COVID-19 Pandemic Risk.** The coronavirus disease (COVID-19) has resulted in significant disruptions to global business activity. The impact of a health crisis and other epidemics and pandemics that may arise in the future could affect the global economy in ways that cannot necessarily be foreseen at the present time. The COVID-19 pandemic, other public health crises, and local, regional or global natural or environmental disasters, wars, acts of terrorism, or similar events could have a significant adverse impact on the Fund and its investments and could result in increased volatility of the Fund's net asset value.
- **Sector Risk.** Companies with similar characteristics may be grouped together in broad categories called sectors. The Fund may be overweight in certain sectors at various times. To the extent the Fund invests more heavily in a particular sector, its performance will be especially sensitive to any economic, business, regulatory or other developments which generally affect that sector. Individual sectors may underperform other sectors or the market as a whole.
- **Banking Exposure Risk.** To the extent the Fund invests significant assets in bank and bank holding company obligations, such banking sector investments would link the performance of the Fund to changes in the performance of the banking sector generally. Banks are subject to extensive government regulation that may affect the scope of their activities, their profitability, the prices that they can charge and the amount of capital that they must maintain. In addition, unstable interest rates can have a disproportionate effect on the banking industry; banks whose securities the Fund may purchase may themselves have significant portfolios of loans or investments that make them vulnerable to economic conditions that affect that industry.
- **Liquidity Risk.** Liquidity risk exists when particular portfolio investments are difficult to purchase or sell. To the extent that the Fund holds illiquid investments, the Fund's performance may be reduced due to an inability to sell the investments at opportune prices or times. Liquid portfolio investments may become illiquid or less liquid after purchase by the Fund due to low trading volume, adverse investor perceptions and/or other market developments. Liquidity risk includes the risk that the Fund will experience significant net redemptions at a time when it cannot find willing buyers for its portfolio securities or can only sell its portfolio securities at a material loss. Liquidity risk can be more pronounced during periods of market turmoil or economic uncertainty.
- **Operational Risk.** Operational risks include human error, changes in personnel, system changes, faults in communication, and failures in systems, technology, or processes that result in events or circumstances that negatively impact the operations of the Fund and that may adversely impact Fund performance. Various operational events or circumstances are outside the Advisor's control, including instances at third parties. The Fund and the Advisor seek to reduce these operational risks through controls and procedures. However, these measures do not address every possible risk and may be inadequate to address these risks.
- **Cybersecurity Risk.** Cybersecurity breaches may allow an unauthorized party to gain access to Fund assets, customer data, or proprietary information, or cause the Fund and/or its service providers to suffer data corruption or lose operational functionality. Cyber-attacks affecting the Fund, any of its service providers or any issuer in which the Fund invests may adversely impact the Fund.
- **Management Risk.** The investment techniques and risk analyses applied by the Advisor may not produce the desired results. Furthermore, legislative, regulatory, or tax restrictions, policies, or developments may affect the investment techniques available to the Advisor in connection with managing the Fund. There is no guarantee that the investment objective of the Fund will be achieved.
- **Large Investor Risk.** Ownership of shares of the Fund may be concentrated in one or a few large investors. Such investors may redeem shares in large quantities or on a frequent basis. Redemptions by a large investor may: affect the performance of the Fund; increase realized capital gains; accelerate the realization of taxable income to shareholders; and increase transaction costs and/or other expenses for the Fund.

Annual Total Return

The bar chart and table provide some indication of the risks of an investment in the Fund by showing its performance from year to year and how Fund returns compare to a broad measure of market performance. Past performance (before and after taxes) does not indicate how the Fund will perform in the future. Updated performance information with respect to the Fund is available at www.ancora.net.

Total Returns as of 12/31 For Class I Shares



During the period shown in the bar chart, the highest return for a quarter was 10.10% (quarter ended June 30, 2020) and the lowest return for a quarter was -14.67% (quarter ended March 31, 2020).

Average Annual Total Returns (for the periods ended December 31, 2025)

After-tax returns assume the highest historical federal marginal income and capital gains tax rates and do not reflect the effect of state and local taxes. The after tax returns included in the table are only for Class I Shares. After tax returns for Class S Shares will vary from those for Class I Shares. After tax returns depend on an investor's tax situation and may differ from those shown. After tax returns are not relevant to investors holding shares through tax-deferred programs, such as IRA or 401(k) plans.

	1 Year	5 Years	10 Years
Class I Shares			
Return Before Taxes	3.56%	3.34%	4.31%
Return After Taxes on Distributions	1.34%	1.31%	2.29%
Return After Taxes on Distributions and Sale of Fund Shares	2.08%	1.69%	2.51%
Bloomberg US Aggregate Index (reflects no deduction for fees, expenses, or taxes)	7.30%	-0.36%	2.01%

Performance information for Class S shares is not shown because Class S shares were not offered prior to the date of this prospectus. Class S would have substantially similar returns to those shown above because the shares are invested in the same portfolio of securities and the annual returns would differ only to the extent that the Classes do not have the same expenses.

Investment Advisor

Ancora Advisors LLC (the "Advisor") is the investment advisor of this Fund.

Portfolio Manager

Kevin Gale has managed the Fund since May 1, 2020.

Purchase and Sale of Fund Shares

Minimum Initial Investment

Class I: \$5,000
Class S: \$1,500,000*

Minimum Additional Investment

All Classes: \$1,000

Class I shares are available only through fee-based programs and certain retirement plans, and to other limited categories of investors as described in the prospectus.

You may buy and sell (redeem) shares in the Fund on a day when the New York Stock Exchange is open for regular trading. Shares may be purchased and sold directly from the Fund or through your financial advisor or financial institution. For more information about buying and selling shares, see the sections "Purchasing Your Shares" and "Selling (Redeeming) Your Shares" in the Fund's Prospectus or call 1-866-626-2672.

* Investors that do not meet the \$1,500,000 minimum will nonetheless be permitted to purchase Class S shares if such investors participate in a financial intermediary platform that has committed to aggregate investments in the Fund in excess of \$250,000,000 (or such lesser amount permitted by the Trust with respect to such platform), as further described in the prospectus.

Dividends, Capital Gains, and Taxes

The Fund's distributions are taxable, and will be taxable as ordinary income or capital gains, unless you are investing through a tax-deferred arrangement, such as a 401(k) plan or an individual retirement account. Shares that are held in a tax-deferred account may be taxed when they are withdrawn from the tax-deferred account.

Payments to Broker-Dealers and other Financial Intermediaries

If you purchase the Fund through a broker-dealer or other financial intermediary (such as a bank), the Advisor and its related companies may pay the intermediary for the sale of Fund shares and related services. These payments may create a conflict of interest by influencing the broker-dealer or other intermediary and your salesperson to recommend the Fund over another investment. Ask your salesperson or visit your financial intermediary's Web site for more information.

ANCORA/THELEN SMALL-MID CAP FUND

(Class I and Class S Shares)

Investment Objective

The investment objective of Ancora/Thelen Small-Mid Cap Fund (the "Fund") is to obtain capital appreciation.

Fees and Expenses of the Fund

The tables below describe the fees and expenses that you may pay if you buy and hold shares of the Fund.

Shareholder Fees (fees paid directly from your investment)

	Class I	Class S
Maximum Sales Charge (Load) Imposed on Purchases (as a percentage of offering price)	None	None
Maximum Sales Charge (Load) Imposed on Reinvested Dividends	None	None
Redemption Fee (as a percentage of amount redeemed on shares held less than 90 days)	2.00%	2.00%

Annual Fund Operating Expenses (expenses that you pay each year as a percentage of the value of your investment)

	Class I	Class S
Management Fees	1.00%	1.00%
Distribution/Service (12b-1) Fees	0.00%	0.00%
Other Expenses	0.20%	0.19%
	Class I	Class S
Shareholder Service Fees	0.01%	0.00%
Remainder of Other Expenses	0.19%	0.19%
Acquired Fund Fees and Expenses ⁽¹⁾	0.00%	0.00%
Total Annual Fund Operating Expenses	1.20%	1.19%
Fee Waiver ⁽²⁾	0.00%	(0.19%)
Total Annual Fund Operating Expenses After Fee Waiver ⁽²⁾	1.20%	1.00%

⁽¹⁾ These fees and expenses are not used to calculate the Fund's net asset value and do not correlate to the ratio of Expenses to Average Net Assets found in the "Financial Highlights" section of this Prospectus.

⁽²⁾ The Advisor and the Trust have entered into a fee waiver agreement whereby the Advisor has contractually agreed to waive a portion of its fees in order to limit total annual fund operating expenses (excluding Acquired Fund Fees and Expenses and dividend expenses relating to short sales, interest, taxes, and brokerage commissions) to 1.39% for Class I shares and 1.00% for Class S shares. These fee waivers are expected to continue indefinitely but shall remain in effect until at least April 30, 2027 (subject to termination prior to such date only by a vote of the Trustees of the Fund if they deem the termination to be beneficial to the Fund shareholders). The Advisor is entitled to recover such waived amounts within the same fiscal year in which the Advisor reduced its fee. No recoupment will occur except to the extent that the Fund's expenses, together with the amount recovered, do not exceed the applicable expense limitation. See "Fund Details – Investment Advisor" for details on this fee waiver agreement.

Expense Example

This Example is intended to help you compare the cost of investing in the Fund with the cost of investing in other mutual funds. This Example assumes that you invest \$10,000 in the Fund for the time periods indicated and then redeem all of your shares at the end of those periods. This Example also assumes that your investment has a 5% annual return, maximum sales charges are applied and the Fund's operating expenses remain the same. Although your actual costs may be higher or lower, based on these assumptions your costs would be:

Ancora/Thelen Small-Mid Cap Fund	1 Year	3 Years	5 Years	10 Years
Class I Shares	\$122	\$381	\$660	\$1,455
Class S Shares	\$102	\$359	\$636	\$1,426

Portfolio Turnover

The Fund pays transaction costs, such as commissions, when it buys and sells securities (or "turns over" its portfolio). A higher portfolio turnover may indicate higher transaction costs and may result in higher taxes where fund shares are held in a taxable account. These costs, which are not reflected in annual fund operating expenses or in the example, affect the Fund's performance. During the most recent fiscal year, the Fund's portfolio turnover rate was 95% of the average value of its whole portfolio.

Principal Investment Strategies

The Fund normally will invest at least 80% of its net assets in the equity securities of "small to mid cap" companies. Currently, the Fund defines a small to mid-cap company to be one whose market capitalization either falls within the capitalization range of the Russell 2500 Index, an index that tracks stocks of 2,500 of the smallest U.S. companies, or is \$10 billion or less at the time of investment. Equity securities include common stocks, preferred stocks, warrants, securities convertible into common or preferred stocks and other equity-like interests in an entity.

In deciding which securities to buy and sell, the Advisor seeks to identify securities of smaller companies that it believes are undervalued by the market. The Advisor will consider, among other things, price-to-earnings, price-to-book and price-to-cash flow ratios. The Fund's investments may include companies that are going through a corporate restructuring, companies that have recently been spun off from a parent, companies that the Advisor believes have a competitive advantage but the stock is temporarily mispriced and companies that do not have significant research written or are considered to be underfollowed by Wall Street firms. In addition to considering the research analysts' sector-specific recommendations and other factors, the Advisor

employs quantitative analysis to evaluate the analysts' recommendations and construct the Fund's investment portfolio. Sell decisions are made when there is deterioration in fundamentals, a stock reaches a target price or a more attractive opportunity is found.

Principal Risks

The share price of the Fund may change daily based on market conditions and other factors. Therefore, you may lose money if you invest in the Fund.

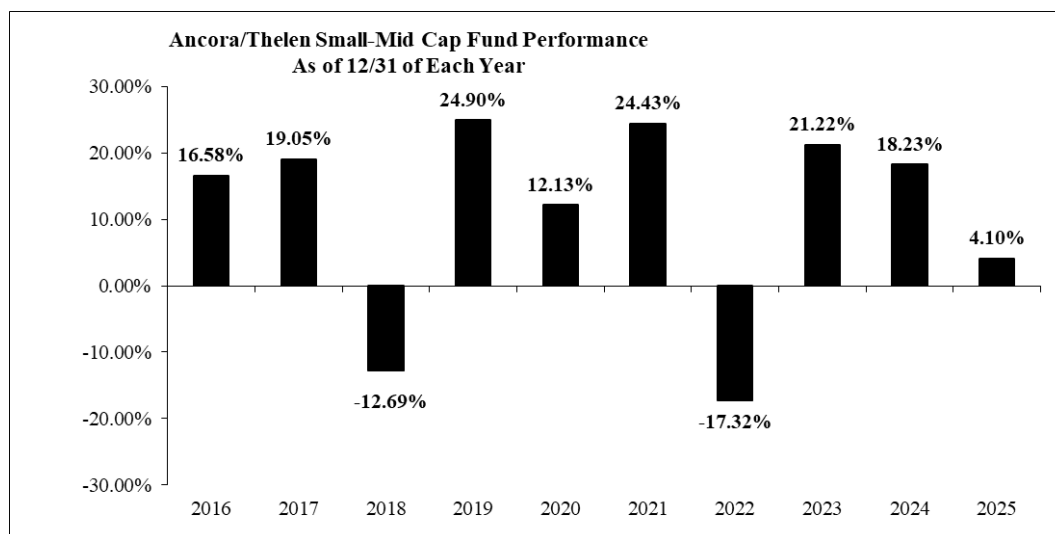
The principal risks that apply to the Fund are:

- **Market Risk:** *The value of securities may go up or down in response to the prospects of individual issuers, general economic or market conditions, and/or investor behavior that leads investors' perceptions of value (as reflected in the price of the security) to diverge from fundamental value.*
- **Speculative Nature.** The Fund intends to invest in securities that are more speculative than other securities and, therefore, subject to a substantial decline or total loss in value. Because of the speculative nature of these securities, shareholders of the Fund are exposed to a high degree of risk.
- **Small Company Stock Risk.** The stocks of small companies may involve more risk than those of larger companies. Small companies often have narrower markets and more limited managerial and financial resources than larger, more established companies. As a result, they may be more sensitive to changing economic conditions, which could increase the volatility of their share prices. In addition, small company stocks typically are traded in lower volume, making them more difficult to purchase or sell at the desired time and price or in the desired amount. Generally, the smaller the company size, the greater these risks.
- **Medium-Size Company Stock Risk.** Stocks of medium-size companies are usually more sensitive to adverse business developments and economic, political, regulatory and market factors than stocks of larger companies, and the prices of stocks of medium-size companies may be more volatile.
- **Large Company Stock Risk.** Larger, more established companies may be unable to respond quickly to competitive challenges, such as changes in technology and consumer tastes.
- **Value Investing Risk.** Value investing attempts to identify companies selling at a discount to their intrinsic value. Value investing presents the risk that the holdings or securities may never reach their full market value because the market fails to recognize what the portfolio manager considers the true business value or because the portfolio manager has misjudged those values. In addition, value investing may fall out of favor and underperform growth or other style investing during given periods.
- **COVID-19 Pandemic Risk.** The coronavirus disease (COVID-19) has resulted in significant disruptions to global business activity. The impact of a health crisis and other epidemics and pandemics that may arise in the future could affect the global economy in ways that cannot necessarily be foreseen at the present time. The COVID-19 pandemic, other public health crises, and local, regional or global natural or environmental disasters, wars, acts of terrorism, or similar events could have a significant adverse impact on the Fund and its investments and could result in increased volatility of the Fund's net asset value.
- **Sector Risk.** Companies with similar characteristics may be grouped together in broad categories called sectors. The Fund may be overweight in certain sectors at various times. To the extent the Fund invests more heavily in a particular sector, its performance will be especially sensitive to any economic, business, regulatory or other developments which generally affect that sector. Individual sectors may underperform other sectors or the market as a whole.
- **Operational Risk.** Operational risks include human error, changes in personnel, system changes, faults in communication, and failures in systems, technology, or processes that result in events or circumstances that negatively impact the operations of the Fund and that may adversely impact Fund performance. Various operational events or circumstances are outside the Advisor's control, including instances at third parties. The Fund and the Advisor seek to reduce these operational risks through controls and procedures. However, these measures do not address every possible risk and may be inadequate to address these risks.
- **Cybersecurity Risk.** Cybersecurity breaches may allow an unauthorized party to gain access to Fund assets, customer data, or proprietary information, or cause the Fund and/or its service providers to suffer data corruption or lose operational functionality. Cyber-attacks affecting the Fund, any of its service providers or any issuer in which the Fund invests may adversely impact the Fund.
- **Management Risk.** The investment techniques and risk analyses applied by the Advisor may not produce the desired results. Furthermore, legislative, regulatory, or tax restrictions, policies, or developments may affect the investment techniques available to the Advisor in connection with managing the Fund. There is no guarantee that the investment objective of the Fund will be achieved.
- **Large Investor Risk.** Ownership of shares of the Fund may be concentrated in one or a few large investors. Such investors may redeem shares in large quantities or on a frequent basis. Redemptions by a large investor may: affect the performance of the Fund; increase realized capital gains; accelerate the realization of taxable income to shareholders; and increase transaction costs and/or other expenses for the Fund.
- **Profitability Investment Risk.** High relative profitability stocks may perform differently from the market as a whole and an investment strategy purchasing these securities may cause the Fund to at times underperform equity funds that use other investment strategies.

Annual Total Return

The bar chart and table gives some indication of the risks of an investment in the Fund by showing its performance from year to year and how Fund returns compare to a broad measure of market performance. Past performance (before and after taxes) does not indicate how the Fund will perform in the future. Updated performance information with respect to the Fund is available at www.ancora.net.

Total Returns as of 12/31 For Class I Shares



During the period shown in the bar chart, the highest return for a quarter was 28.19% (quarter ended December 31, 2020) and the lowest return for a quarter was -31.85% (quarter ended March 31, 2020).

Average Annual Total Returns (for the periods ended December 31, 2025)

After-tax returns assume the highest historical federal marginal income and capital gains tax rates and do not reflect the effect of state and local taxes. The after tax returns included in the table are only for Class I Shares. After tax returns for Class S Shares will vary from those for Class I Shares. After tax returns depend on an investor's tax situation and may differ from those shown. After tax returns are not relevant to investors holding shares through tax-deferred programs, such as IRA or 401(k) plans.

	1 Year	5 years	10 Years
Class I Shares			
Return Before Taxes	4.10%	8.95%	10.05%
Return After Taxes on Distributions	1.93%	6.62%	8.43%
Return After Taxes on Distributions and Sale of Fund Shares	3.68%	6.52%	7.80%
Russell 2500 Index (reflects no deduction for fees, expenses, or taxes)	11.91%	7.26%	10.41%
Class S Shares			
Return Before Taxes	4.30%	9.20%	10.33%
Russell 2500 Index (reflects no deduction for fees, expenses, or taxes)	11.91%	7.26%	10.41%

* From June 19, 2015 (inception of class)

Investment Advisor

Ancora Advisors LLC (the "Advisor") is the investment advisor of this Fund.

Portfolio Manager

Dan Thelen, a portfolio manager with Ancora Advisors LLC, has managed the Fund since its inception in 2013.

Purchase and Sale of Fund Shares

Minimum Initial Investment

Class I: \$5,000
Class S: \$1,500,000*

Minimum Additional Investment

All Classes: \$1,000

Class I shares are available only through fee-based programs and certain retirement plans, and to other limited categories of investors as described in the prospectus.

You may buy and sell (redeem) shares in the Fund on a day when the New York Stock Exchange is open for regular trading. Shares may be purchased and sold directly from the Fund or through your financial advisor or financial institution. For more information about buying and selling shares, see the sections "Purchasing Your Shares" and "Selling (Redeeming) Your Shares" in the Fund's Prospectus or call 1.866.626.2672.

* Investors that do not meet the \$1,500,000 minimum will nonetheless be permitted to purchase Class S shares if such investors participate in a financial intermediary platform that has committed to aggregate investments in the Fund in excess of \$250,000,000 (or such lesser amount permitted by the Trust with respect to such platform), as further described in the prospectus.

Dividends, Capital Gains, and Taxes

The Fund's distributions are taxable, and will be taxable as ordinary income or capital gains, unless you are investing through a tax-deferred arrangement, such as a 401(k) plan or an individual retirement account. Shares that are held in a tax-deferred account may be taxed when they are withdrawn from the tax-deferred account.

Payments to Broker-Dealers and other Financial Intermediaries

If you purchase the Fund through a broker-dealer or other financial intermediary (such as a bank), the Advisor and its related companies may pay the intermediary for the sale of Fund shares and related services. These payments may create a conflict of interest by influencing the broker-dealer or other intermediary and your salesperson to recommend the Fund over another investment. Ask your salesperson or visit your financial intermediary's Web site for more information.

Fund in excess of \$250,000,000 (or such lesser amount permitted by the Trust with respect to such platform), as further described in the prospectus.

ANCORA DIVIDEND VALUE EQUITY FUND

(Class I and Class S Shares)

Investment Objective

The investment objective of Ancora Dividend Value Equity Fund (the "Fund") is to provide growth of income and long-term capital appreciation.

Fees and Expenses of the Fund

The tables below describe the fees and expenses that you may pay if you buy and hold shares of the Fund.

Shareholder Fees (fees paid directly from your investment)

	Class I	Class S
Maximum Sales Charge (Load) Imposed on Purchases (as a percentage of offering price)	None	None
Maximum Sales Charge (Load) Imposed on Reinvested Dividends	None	None
Redemption Fee (as a percentage of amount redeemed on shares held less than 90 days)	2.00%	2.00%

Annual Fund Operating Expenses (expenses that you pay each year as a percentage of the value of your investment)

	Class I	Class S ⁽³⁾
Management Fees	0.75%	0.75%
Distribution/Service (12b-1) Fees	0.00%	0.00%
Other Expenses	0.33%	0.32%
	Class I	Class S
Shareholder Service Fees	0.01%	0.00%
Remainder of Other Expenses	0.32%	0.32%
Acquired Fund Fees and Expenses ⁽¹⁾	0.01%	0.01%
Total Annual Fund Operating Expenses ⁽²⁾	1.09%	1.08%
Fee Waiver	(0.08%)	(0.32%)
Total Annual Fund Operating Expenses After Fee Waiver ⁽²⁾	1.01%	0.76%

⁽¹⁾ These fees and expenses are not used to calculate the Fund's net asset value and do not correlate to the ratio of Expenses to Average Net Assets found in the "Financial Highlights" section of this Prospectus.

⁽²⁾ The Total Annual Fund Operating Expenses do not take into account the fee waiver arrangement between the Advisor and the Trust. Such parties have entered into a fee waiver agreement whereby the Advisor has contractually agreed to waive a portion of its fees in order to limit total annual fund operating expenses (excluding Acquired Fund Fees and Expenses and dividend expenses relating to short sales, interest, taxes, and brokerage commissions) to 1.00% for Class I shares and 0.75% for Class S shares. These fee waivers are expected to continue indefinitely but shall remain in effect until at least April 30, 2027 (subject to termination prior to such date only by a vote of the Trustees of the Fund if they deem the termination to be beneficial to the Fund shareholders. The Advisor is entitled to recover such waived amounts within the same fiscal year in which the Advisor reduced its fee. No recoupment will occur except to the extent that the Fund's expenses, together with the amount recovered, do not exceed the applicable expense limitation. See Fund Details – Investment Advisor for details on this fee waiver agreement.

⁽³⁾ Other Expenses and Acquired Fund Fees and Expenses for Class S Shares are based on estimated amounts. Class S Shares were not offered prior to the date of this Prospectus.

Expense Example

This Example is intended to help you compare the cost of investing in the Fund with the cost of investing in other mutual funds. This Example assumes that you invest \$10,000 in the Fund for the time periods indicated and then redeem all of your shares at the end of those periods. This Example also assumes that your investment has a 5% annual return, maximum sales charges are applied and the Fund's operating expenses remain the same. Although your actual costs may be higher or lower, based on these assumptions your costs would be:

Ancora Dividend Value Equity Fund	1 Year	3 Years	5 Years	10 Years
Class I Shares	\$103	\$339	\$593	\$1,322
Class S Shares	\$78	\$312	\$564	\$1,288

Portfolio Turnover

The Fund pays transaction costs, such as commissions, when it buys and sells securities (or "turns over" its portfolio). A higher portfolio turnover may indicate higher transaction costs and may result in higher taxes where fund shares are held in a taxable account. These costs, which are not reflected in annual fund operating expenses or in the example, affect the Fund's performance. During the most recent fiscal year, the Fund's portfolio turnover rate was 13% of the average value of its whole portfolio.

Principal Investment Strategies

Under normal circumstances, at least 80% of the assets of the Fund will be invested in dividend paying equity securities with attractive dividend growth potential that are selling at discounted valuations at the time of purchase. Equity securities consist of common stock, preferred stock and securities convertible into common or preferred stock. The Fund will invest predominantly in equity securities of large companies.

In deciding which securities to buy and sell, the Advisor utilizes in-depth, proprietary bottoms-up company research, seeking to identify high quality dividend paying companies with strong competitive positions in their key markets. The Advisor will target companies trading at an attractive dividend yield, sustainable cash flow streams and the ability to grow their dividend consistently. The strategy utilizes various research and screening tools to identify potential catalysts to unlock value and gain an attractive return relative to our intrinsic valuation while maintaining a margin of safety. The Fund will seek

to be diversified across industry sectors as well as issuers. The Advisor may select companies not domiciled in the U.S. by investing in ADRs limited to 25% of the Fund.

Principal Risks

The share price of the Fund may change daily based on market conditions and other factors. Therefore, you may lose money if you invest in the Fund.

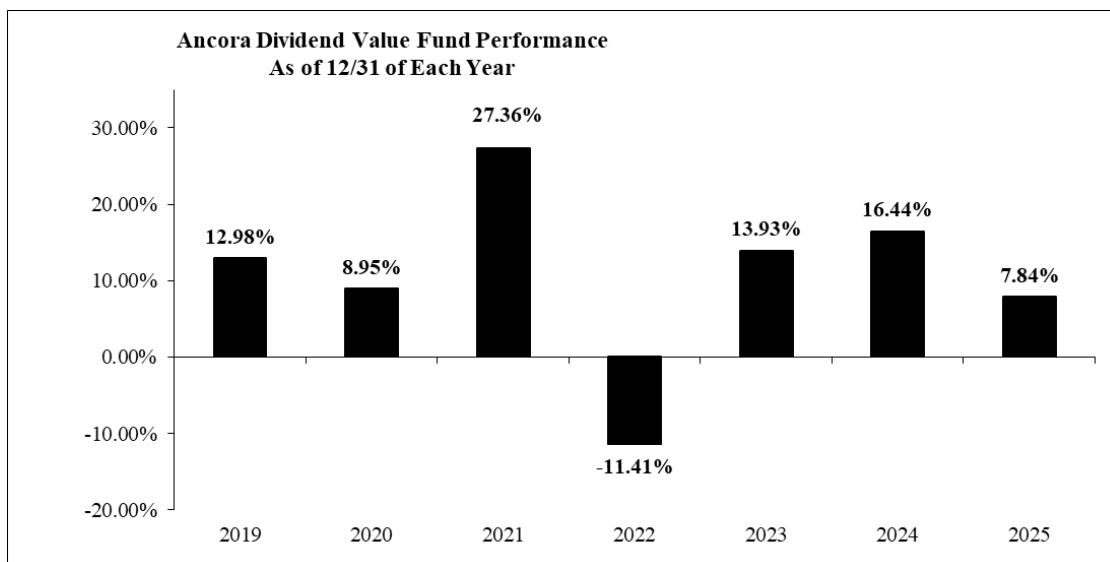
The principal risks that apply to the Fund are:

- **Market Risk.** The value of securities may go up or down in response to the prospects of individual issuers, general economic or market conditions, and/or investor behavior that leads investors' perceptions of value (as reflected in the price of the security) to diverge from fundamental value.
- **Speculative Nature.** The Fund intends to invest in securities that are more speculative than other securities and, therefore, subject to a substantial decline or total loss in value. Because of the speculative nature of these securities, shareholders of the Fund are exposed to a high degree of risk.
- **ADR Risk.** Because the Fund may invest in American Depositary Receipts (ADRs) whether in the United States or in local foreign markets, the Fund's share price may be more affected by geopolitical or foreign economic conditions, accounting or auditing standards than otherwise.
- **Medium-Size Company Stock Risk.** Stocks of medium-size companies are usually more sensitive to adverse business developments and economic, political, regulatory and market factors than stocks of larger companies, and the prices of stocks of medium-size companies may be more volatile.
- **Large Company Stock Risk.** Larger, more established companies may be unable to respond quickly to competitive challenges, such as changes in technology and consumer tastes.
- **Value Investing Risk.** Value investing attempts to identify companies selling at a discount to their intrinsic value. Value investing presents the risk that the holdings or securities may never reach their full market value because the market fails to recognize what the portfolio manager considers the true business value or because the portfolio manager has misjudged those values. In addition, value investing may fall out of favor and underperform growth or other style investing during given periods.
- **COVID-19 Pandemic Risk.** The coronavirus disease (COVID-19) has resulted in significant disruptions to global business activity. The impact of a health crisis and other epidemics and pandemics that may arise in the future could affect the global economy in ways that cannot necessarily be foreseen at the present time. The COVID-19 pandemic, other public health crises, and local, regional or global natural or environmental disasters, wars, acts of terrorism, or similar events could have a significant adverse impact on the Fund and its investments and could result in increased volatility of the Fund's net asset value.
- **Sector Risk.** Companies with similar characteristics may be grouped together in broad categories called sectors. The Fund may be overweight in certain sectors at various times. To the extent the Fund invests more heavily in a particular sector, its performance will be especially sensitive to any economic, business, regulatory or other developments which generally affect that sector. Individual sectors may underperform other sectors or the market as a whole.
- **Operational Risk.** Operational risks include human error, changes in personnel, system changes, faults in communication, and failures in systems, technology, or processes that result in events or circumstances that negatively impact the operations of the Fund and that may adversely impact Fund performance. Various operational events or circumstances are outside the Advisor's control, including instances at third parties. The Fund and the Advisor seek to reduce these operational risks through controls and procedures. However, these measures do not address every possible risk and may be inadequate to address these risks.
- **Cybersecurity Risk.** Cybersecurity breaches may allow an unauthorized party to gain access to Fund assets, customer data, or proprietary information, or cause the Fund and/or its service providers to suffer data corruption or lose operational functionality. Cyber-attacks affecting the Fund, any of its service providers or any issuer in which the Fund invests may adversely impact the Fund.
- **Management Risk.** The investment techniques and risk analyses applied by the Advisor may not produce the desired results. Furthermore, legislative, regulatory, or tax restrictions, policies, or developments may affect the investment techniques available to the Advisor in connection with managing the Fund. There is no guarantee that the investment objective of the Fund will be achieved.
- **Large Investor Risk.** Ownership of shares of the Fund may be concentrated in one or a few large investors. Such investors may redeem shares in large quantities or on a frequent basis. Redemptions by a large investor may: affect the performance of the Fund; increase realized capital gains; accelerate the realization of taxable income to shareholders; and increase transaction costs and/or other expenses for the Fund.
- **Profitability Investment Risk.** High relative profitability stocks may perform differently from the market as a whole and an investment strategy purchasing these securities may cause the Fund to at times underperform equity funds that use other investment strategies.

Annual Total Return

The bar chart and table give some indication of the risks of an investment in the Fund by comparing the Fund's performance with a broad measure of market performance. Past performance (before and after taxes) does not indicate how the Fund will perform in the future. Updated performance with respect to the Fund is available at www.ancora.net.

Total Returns as of December 31 for Class I Shares



During the period shown in the bar chart, the highest return for a quarter was 15.61% (quarter ended June 30, 2020) and the lowest return for a quarter was -23.10% (quarter ended March 31, 2020).

Average Annual Total Returns (for the periods ended December 31, 2025)

After-tax returns assume the highest historical federal marginal income and capital gains tax rates and do not reflect the effect of state and local taxes. The after tax returns included in the table are only for Class I Shares. After tax returns for Class S Shares will vary from those for Class I Shares. After tax returns depend on an investor's tax situation and may differ from those shown. After tax returns are not relevant to investors holding shares through tax-deferred programs, such as IRA or 401(k) plans.

	1 Year	5 Years	Life of Fund*
Class I Shares			
Return Before Taxes	7.84%	10.05%	10.87%
Return After Taxes on Distributions	6.77%	9.24%	10.11%
Return After Taxes on Distributions and Sale of Fund Shares	5.09%	7.69%	8.48%
Russell 1000 Value Index (reflects no deduction for fees, expenses, or taxes)	15.91%	11.33%	10.39%

* From May 7, 2019 (inception of operations).

Performance information for Class S shares is not shown because Class S shares were not offered prior to the date of this prospectus. Class S would have substantially similar returns to those shown above because the shares are invested in the same portfolio of securities and the annual returns would differ only to the extent that the Classes do not have the same expenses.

Investment Advisor

Ancora Advisors LLC (the "Advisor") is the investment advisor of this Fund.

Portfolio Managers

The portfolio managers for this Fund are Sonia Mintun and David Sowerby. They have managed the Fund since its inception on April 30, 2019.

Purchase and Sale of Fund Shares

Minimum Initial Investment

Class I: \$5,000
Class S: \$1,500,000*

Minimum Additional Investment

All Classes: \$1,000

Class I shares are available only through fee-based programs and certain retirement plans, and to other limited categories of investors as described in the prospectus.

You may buy and sell (redeem) shares in the Fund on a day when the New York Stock Exchange is open for regular trading. Shares may be purchased and sold directly from the Fund or through your financial advisor or financial institution. For more information about buying and selling shares, see the sections "Purchasing Your Shares" and "Selling (Redeeming) Your Shares" in the Fund's Prospectus or call 1.866.626.2672.

* Investors that do not meet the \$1,500,000 minimum will nonetheless be permitted to purchase Class S shares if such investors participate in a financial intermediary platform that has committed to aggregate investments in the Fund in excess of \$250,000,000 (or such lesser amount permitted by the Trust with respect to such platform), as further described in the prospectus.

Dividends, Capital Gains, and Taxes

The Fund's distributions are taxable, and will be taxable as ordinary income or capital gains, unless you are investing through a tax-deferred arrangement, such as a 401(k) plan or an individual retirement account. Shares that are held in a tax-deferred account may be taxed when they are withdrawn from the tax-deferred account.

Payments to Broker-Dealers and other Financial Intermediaries

If you purchase the Fund through a broker-dealer or other financial intermediary (such as a bank), the Advisor and its related companies may pay the intermediary for the sale of Fund shares and related services. These payments may create a conflict of interest by influencing the broker-dealer or other intermediary and your salesperson to recommend the Fund over another investment. Ask your salesperson or visit your financial intermediary's Web site for more information.

FUND DETAILS

ADDITIONAL INFORMATION ABOUT PRINCIPAL RISKS

Unless otherwise noted, in this section, references to a single Fund apply equally to all of the Funds. The principal risks of investing in each Fund of Funds are summarized in the description of that Fund above. These risks are more fully described below. The Funds' Statement of Additional Information (the "SAI") dated the same date as this prospectus contains further details about these risks as well as information about additional risks.

Market Risk

Events in certain sectors historically have resulted, and may in the future result, in an unusually high degree of volatility in the financial markets, both domestic and foreign. These events have included, but are not limited to: bankruptcies, corporate restructurings, and other similar events; governmental efforts to limit short selling and high frequency trading; measures to address U.S. federal and state budget deficits; social, political, and economic instability in Europe; economic stimulus by the Japanese central bank; dramatic changes in energy prices and currency exchange rates; and China's economic slowdown. Interconnected global economies and financial markets increase the possibility that conditions in one country or region might adversely impact issuers in a different country or region. Both domestic and foreign equity markets have experienced increased volatility and turmoil, with issuers that have exposure to the real estate, mortgage, and credit markets particularly affected. Financial institutions could suffer losses as interest rates rise or economic conditions deteriorate.

In addition, relatively high market volatility and reduced liquidity in credit and fixed-income markets may adversely affect many issuers worldwide. Actions taken by the U.S. Federal Reserve (Fed) or foreign central banks to stimulate or stabilize economic growth, such as interventions in currency markets, could cause high volatility in the equity and fixed-income markets. Reduced liquidity may result in less money being available to purchase raw materials, goods, and services from emerging markets, which may, in turn, bring down the prices of these economic staples. It may also result in emerging-market issuers having more difficulty obtaining financing, which may, in turn, cause a decline in their securities prices. In addition, while interest rates have been historically low in recent years in the United States and abroad, any decision by the Fed to adjust the target Fed Funds rate, among other factors, could cause markets to experience continuing high volatility. A significant increase in interest rates may cause a decline in the market for equity securities. Also, regulators have expressed concern that rate increases may contribute to price volatility. These events and the possible resulting market volatility may have an adverse effect on the Fund.

Political turmoil within the United States and abroad may also impact the Fund. Although the U.S. government has honored its credit obligations, it remains possible that the United States could default on its obligations. While it is impossible to predict the consequences of such an unprecedented event, it is likely that a default by the United States would be highly disruptive to the U.S. and global securities markets and could significantly impair the value of the Fund's investments. Similarly, political events within the United States at times have resulted, and may in the future result, in a shutdown of government services, which could negatively affect the U.S. economy, decrease the value of many Fund investments, and increase uncertainty in or impair the operation of the U.S. or other securities markets. In recent years, the U.S. renegotiated many of its global trade relationships and imposed or threatened to impose significant import tariffs. These actions could lead to price volatility and overall declines in U.S. and global investment markets.

As the Fed "tapers" or reduces the amount of securities it purchases pursuant to quantitative easing, and/or if the Fed raises the federal Funds rate, there is a risk that interest rates will rise, which could expose fixed-income and related markets to heightened volatility and could cause the value of a Fund's investments, and the Fund's net asset value (NAV), to decline, potentially suddenly and significantly. As a result, the Fund may experience high redemptions and, as a result, increased portfolio turnover, which could increase the costs that the Fund incurs and may negatively impact the Fund's performance.

Political and military events, including in Ukraine, North Korea, Venezuela, Iran, Syria, and other areas of the Middle East, and nationalist unrest in Europe and South America, also may cause market disruptions. As a result of continued political tensions and armed conflicts, including the Russian invasion of Ukraine commencing in February of 2022, the extent and ultimate result of which are unknown at this time, the United States and the European Union, along with the regulatory bodies of a number of countries, have imposed economic sanctions on certain Russian corporate entities and individuals, and certain sectors of Russia's economy, which may result in, among other things, the continued devaluation of Russian currency, a downgrade in the country's credit rating, and/or a decline in the value and liquidity of Russian securities, property or interests. These sanctions could also result in the immediate freeze of Russian securities and/or Funds invested in prohibited assets, impairing the ability of a Fund to buy, sell, receive or deliver those securities and/or assets. These sanctions or the threat of additional sanctions could also result in Russia taking counter measures or retaliatory actions, which may further impair the value and liquidity of Russian securities. The United States and other nations or international organizations may also impose additional economic sanctions or take other actions that may adversely affect Russia-exposed issuers and companies in various sectors of the Russian economy. Any or all of these potential results could lead Russia's economy into a recession. Economic sanctions and other actions against Russian institutions, companies, and individuals resulting from the ongoing conflict may also have a substantial negative impact on other economies and securities markets both regionally and globally, as well as on companies with operations in the conflict region, the extent to which is unknown at this time.

In addition, there is a risk that the prices of goods and services in the United States and many foreign economies may decline over time, known as deflation. Deflation may have an adverse effect on stock prices and creditworthiness and may make defaults on debt more likely. If a country's economy slips into a deflationary pattern, it could last for a prolonged period and may be difficult to reverse. Further, there is a risk that the present value of assets or income from investments will be less in the future, known as inflation. Inflation rates may change frequently and drastically as a result of various factors, including unexpected shifts in the domestic or global economy, and a Fund's investments may be affected, which may reduce a Fund's performance. Further, inflation may lead to the rise in interest rates, which may negatively affect the value of debt instruments held by the Fund, resulting in a negative impact on a Fund's performance. Generally, securities issued in emerging markets are subject to a greater risk of inflationary or deflationary forces, and more developed markets are better able to use monetary policy to normalize markets.

Geopolitical and Pandemic Risk

A widespread health crisis such as a global pandemic could cause substantial market volatility, exchange trading suspensions and closures, which may lead to less liquidity in certain instruments, industries, sectors or the markets generally, and may ultimately affect Fund performance. For example, the coronavirus (COVID-19) pandemic has resulted and may continue to result in significant disruptions to global business activity and market volatility due to disruptions in market access, resource availability, facilities operations, imposition of tariffs, export controls and supply chain disruption, among others. The impact of a health crisis and other epidemics and pandemics that may arise in the future, could affect the global economy in ways that cannot necessarily be foreseen at the present time. A health crisis may exacerbate other pre-existing political, social and economic risks. Any such impact could adversely affect the Fund's performance, resulting in losses to your investment.

The United States responded to the coronavirus (COVID-19) pandemic and resulting economic distress with fiscal and monetary stimulus packages. In late March 2020, the government passed the Coronavirus Aid, Relief, and Economic Security Act, a stimulus package providing for over \$2.2 trillion in resources to small businesses, state and local governments, and individuals adversely impacted by the coronavirus (COVID-19) pandemic. In late December 2020, the government also passed a spending bill that included \$900 billion in stimulus relief for the coronavirus (COVID-19) pandemic.

Further, in March 2021, the government passed the American Rescue Plan Act of 2021, a \$1.9 trillion stimulus bill to accelerate the United States' recovery from the economic and health effects of the coronavirus (COVID-19) pandemic. In addition, in mid-March 2020 the Fed cut interest rates to historically low levels and promised unlimited and open-ended quantitative easing, including purchases of corporate and municipal government bonds. The Fed also enacted various programs to support liquidity operations and Funding in the financial markets, including expanding its reverse repurchase agreement operations, adding \$1.5 trillion of liquidity to the banking system, establishing swap lines with other major central banks to provide dollar Funding, establishing a program to support money market Funds, easing various bank capital buffers, providing Funding backstops for businesses to provide bridging loans for up to four years, and providing Funding to help credit flow in asset-backed securities markets. The Fed also extended credit to small- and medium-sized businesses.

Equity Securities Risk

Common and preferred stocks represent equity ownership in a company. Stock markets are volatile. The price of equity securities will fluctuate, and can decline and reduce the value of a Fund investing in equities. The price of equity securities fluctuates based on changes in a company's financial condition and overall market and economic conditions. The value of equity securities purchased by a Fund could decline if the financial condition of the companies in which the Fund is invested declines, or if overall market and economic conditions deteriorate. An issuer's financial condition could decline as a result of poor management decisions, competitive pressures, technological obsolescence, undue reliance on suppliers, labor issues, shortages, corporate restructurings, fraudulent disclosures, irregular and/or unexpected trading activity among retail investors, or other factors. Changes in the financial condition of a single issuer can impact the market as a whole.

Even a Fund that invests in high-quality, or blue chip, equity securities, or securities of established companies with large market capitalizations (which generally have strong financial characteristics), can be negatively impacted by poor overall market and economic conditions. Companies with large market capitalizations may also have less growth potential than smaller companies and may be less able to react quickly to changes in the marketplace.

A Fund generally does not attempt to time the market. Because of its exposure to equities, the possibility that stock market prices in general will decline over short or extended periods subjects the Fund to unpredictable declines in the value of its investments, as well as periods of poor performance.

Interest Rate Risk

Fixed-income securities are affected by changes in interest rates. When interest rates decline, the market value of the fixed-income securities generally can be expected to rise. Conversely, when interest rates rise, the market value of fixed-income securities generally can be expected to decline. Recent and potential future changes in government monetary policy may affect the level of interest rates.

The longer a fixed-income security's duration, the more sensitive it will be to changes in interest rates. Similarly, a Fund with a longer average portfolio duration will be more sensitive to changes in interest rates than a Fund with a shorter average portfolio duration. Duration is a measure used to determine the sensitivity of a security's price to changes in interest rates that incorporates a security's yield, coupon, final maturity, and call features, among other characteristics. All other things remaining equal, for each one percentage point increase in interest rates, the value of a portfolio of fixed-income investments would generally be expected to decline by one percent for every year of the portfolio's average duration above zero. For example, the price of a bond Fund with an average duration of eight years would be expected to fall approximately 8% if interest rates rose by one percentage point. The maturity of a security, another commonly used measure of price sensitivity, measures only the time until final payment is due, whereas duration takes into account the pattern of all payments of interest and principal on a security over time, including how these payments are affected by prepayments and by changes in interest rates, as well as the time until an interest rate is reset (in the case of variable-rate securities).

Operational and Cybersecurity Risk

With the increased use of technologies, such as mobile devices and "cloud"-based service offerings and the dependence on the internet and computer systems to perform necessary business functions, the Fund's service providers are susceptible to operational and information or cybersecurity risks that could result in losses to the Fund and its shareholders. Intentional cybersecurity breaches include unauthorized access to systems, networks, or devices (such as through "hacking" activity or "phishing"); infection from computer viruses or other malicious software code; and attacks that shut down, disable, slow, or otherwise disrupt operations, business processes, or website access or functionality. Cyber-attacks can also be carried out in a manner that does not require gaining unauthorized access, such as causing denial-of-service attacks on the service providers' systems or websites rendering them unavailable to intended users or via "ransomware" that renders the systems inoperable until appropriate actions are taken. In addition, unintentional incidents can occur, such as the inadvertent release of confidential information (possibly resulting in the violation of applicable privacy laws).

A cybersecurity breach could result in the loss or theft of customer data or Funds, loss or theft of proprietary information or corporate data, physical damage to a computer or network system, or costs associated with system repairs. Such incidents could cause a Fund, the advisor, a manager, or other service providers to incur regulatory penalties, reputational damage, additional compliance costs, litigation costs or financial loss. In addition, such incidents could affect issuers in which a Fund invests, and thereby cause the Fund's investments to lose value.

Cyber-events have the potential to materially affect the Fund and the Advisor's relationships with accounts, shareholders, clients, customers, employees, products, and service providers. The Fund has established risk management systems reasonably designed to seek to reduce the risks associated with cyber-events. There is no guarantee that the Fund will be able to prevent or mitigate the impact of any or all cyber-events. The Fund is exposed to operational risk arising from a number of factors, including, but not limited to, human error, processing and communication errors, errors of the Fund's service providers, counterparties, or other third parties, failed or inadequate processes and technology or system failures.

In addition, other disruptive events, including (but not limited to) natural disasters and public health crises (such as the coronavirus (COVID-19) pandemic), may adversely affect the Fund's ability to conduct business, in particular if the Fund's employees or the employees of its service providers are unable or unwilling to perform their responsibilities as a result of any such event. Even if the Fund's employees and the employees of its service providers are able to work remotely, those remote work arrangements could result in the Fund's business operations being less efficient than under normal circumstances, could lead to delays in its processing of transactions, and could increase the risk of cyber-events.

TEMPORARY DEFENSIVE POSITIONS

In attempting to respond to adverse market, economic, political or other conditions, or in anticipation of the liquidation of a Fund, each of the Funds, at the discretion of the Advisor, may take temporary defensive positions for up to 100% of the Fund's assets that are inconsistent with such Fund's principal investment strategies, such as investing in cash or cash equivalents, high-quality short-term debt securities, money market instruments and money market mutual funds. The taking of such a defensive position may adversely affect the ability of such Fund to achieve its investment objective.

DISCLOSURE OF PORTFOLIO HOLDINGS INFORMATION

A description of the Fund's policies and procedures with respect to disclosure of the Fund's portfolio holdings information is available in the Statement of Additional Information.

The Fund will disclose complete portfolio holdings information on the Fund's internet site at www.ancora.net approximately 10 days after the end of each fiscal quarter, which information is current as of the end of such fiscal quarter. The portfolio holdings information will be located through a prominent hyperlink on the right-hand side of such page on the Fund's internet site. Such portfolio holdings information may then be disclosed to any person no earlier than one day after the day on which the information is posted on the Fund's internet site. The complete portfolio information for each fiscal quarter will remain available on the Fund's internet site at least until the date on which the Fund files its Form N-Q or Form N-CSR with the Securities and Exchange Commission for the period that includes the date as of which the portfolio holdings information located on the Fund's internet site is current.

INVESTMENT ADVISOR

Each Fund since its inception has retained as its investment advisor Ancora Advisors LLC (the "Advisor"), located at 6060 Parkland Blvd., Suite 200, Cleveland, Ohio 44124, an investment advisor established in 2003. The Ancora Income Fund, the Ancora/Thelen Small-Mid Cap Fund and the Ancora Dividend Value Equity Fund are referred to collectively as the "Funds" and individually as the "Fund." The Advisor also manages investments for individually managed accounts comprised of high net worth individuals, pension and profit sharing plans, charitable organizations and businesses. The Advisor is also the advisor to numerous hedge funds.

Subject to the supervision and direction of the Fund's Board of Trustees, the Advisor, as investment advisor, manages each Fund's assets in accordance with the stated policies of such Fund. The Advisor makes investment decisions for each Fund and places the purchase and sale order for portfolio transactions.

For its services, the Advisor receives from each of the Ancora/Thelen Small-Mid Cap Fund an annual investment management fee of 1.00% of each Fund's average net assets. The Advisor's annual investment management fee for managing the Ancora Dividend Value Equity Fund is 0.75% of such Fund's average net assets. The Advisor's annual investment management fee for managing the Ancora Income Fund is 0.50% of such Fund's average net assets. For the fiscal year ended December 31, 2025, Ancora Income Fund, Ancora/Thelen Small-Mid Cap Fund and Ancora Dividend Value Equity Fund paid the Adviser 0.50%, [0.93]%, and 0.67% of average net daily net assets, respectively.

The Advisor has contractually agreed to waive its fees to the extent necessary to limit the Fund's total annual fund operating expenses (excluding dividend expenses relating to short sales, interest, taxes, brokerage commissions, and the cost of "Acquired Fund Fees and Expenses," if any) to the amounts set forth below. Fee waivers are calculated and applied at least monthly, based on each Fund's average net assets during such month. These fee waivers are expected to continue indefinitely but shall remain in effect until at least April 30, 2027 (subject to termination prior to such date only by a vote of the Trustees if they deem the termination to be beneficial to the Fund shareholders). The terms of the Advisor's waiver agreement provide that the Advisors are entitled to recover such waived amounts within the same fiscal year in which the Advisors reduced their fees. No recoupment will occur except to the extent that the Fund's operating expenses, together with the amount recovered, do not exceed the applicable expense limitation amount. The Advisor is not obligated to reimburse a Fund for amounts in excess of the fee waiver.

<u>Fund</u>	<u>Contractual Limit on Total Operating Expenses</u>
Ancora Income Fund	
Class I	1.285%
Class S	1.00%
Ancora/Thelen Small-Mid Cap Fund	
Class I	1.39%
Class S	1.00%
Ancora Dividend Value Equity Fund	
Class I	1.00%
Class S	0.75%

A discussion regarding the basis for the Board of Trustees' approval of the management agreement between each Fund and the Advisor is available in the Funds' semi-annual report for the period ended June 30, 2025.

PORTFOLIO MANAGERS

Kevin Gale has been a portfolio manager of the Ancora Income Fund since May 1, 2020. Mr. Gale joined Ancora Advisors in 2019 as part of the firm's Fixed Income Team. Mr. Gale leads the team managing the firm's various fixed income strategies as well as the individual portfolios for institutional and high net worth accounts. Prior to joining Ancora Advisors, Mr. Gale worked in various positions with increasing responsibility at KeyBank since 2000. Mr. Gale has a Bachelor of Science degree in Family Financial Management from The Ohio State University, and a Master of Business Administration from Cleveland State University.

Dan Thelen, a portfolio manager with the Advisor, has managed the Ancora/Thelen Small-Mid Cap Fund since its inception in 2013. From 2000 to the end of 2011, Dan was a vice president and portfolio manager at Loomis Sayles & Co, and a member of its small/mid cap value team. He was the lead manager of the Loomis Sayles Small Cap Value Fund from 2000 to 2011. From 1996 to 2000, he was an analyst at Loomis Sayles & Co.

Sonia Mintun, a portfolio manager with the Advisor since 2008, is lead portfolio manager of the Ancora Dividend Value Equity Fund. From 1983 until 1989, Ms. Mintun worked with Bernstein-Macaulay in New York City as an Assistant Vice President and Portfolio Manager. Then Ms. Mintun worked as portfolio manager and head trader for Westinghouse Credit Corp, followed by her position as portfolio manager and analyst for Proper Analysis Corp., and subsequently followed by her role as Chief Compliance Officer, Vice President and Portfolio Manager at First Fiduciary Investment Counsel.

David Sowerby, a portfolio manager with the Advisor since 2017, is a portfolio manager of the Ancora Dividend Value Equity Fund. Prior to joining the Advisor, Mr. Sowerby was most recently a portfolio manager at Loomis, Sayles & Company, where he worked since 1998 and held multiple senior positions. At Loomis, Mr. Sowerby worked directly with institutional clients on asset allocation strategies and multi-product accounts. Earlier in his career, he was Senior Portfolio Manager for Beacon Investment Management Company. Mr. Sowerby began his industry career in 1986 providing investment strategy as an economist for Comerica Bank.

The Statement of Additional Information provides additional information about each portfolio manager's (i) compensation, (ii) other accounts managed and (iii) ownership of securities in each Fund.

CHOOSING A CLASS OF SHARES

Each of the Funds offers Class I shares and Class S shares. No class has a front-end sales charge.

Class I Shares

Class I shares are not subject to distribution fees but are subject to a shareholder service fee of .01% of the average daily net assets of the applicable Fund.

Class I shares are available for purchase by clients of financial intermediaries who charge such clients an ongoing fee for advisory, investment, consulting or related services. Such client may include individuals, corporations, endowments and foundations. Class I shares are also available for purchase by family offices and their clients. A family office is a company that provides certain financial and other services to a high net worth family or families.

Class I shares are also available for purchase by the following categories of investors:

- Certain employer-sponsored retirement plans.
- Certain bank or broker-affiliated trust departments.
- Advisory accounts of the Advisor and its affiliates.
- Current and former trustees of any Ancora Fund, and their immediate family members (as defined in the statement of additional information).
- Officers, directors and former directors of Ancora Group, LLC and its affiliates, and their immediate family members.
- Full-time and retired employees of Ancora Group, LLC and its affiliates, and their immediate family members.
- Certain financial intermediary personnel, and their immediate family members.

Class S Shares

Class S shares are not subject to distribution or servicing fees.

The ordinary minimum investment amount for Class S shares is \$1,500,000. However, Class S shares of each Fund may be purchased by investors who do not meet the \$1,500,000 minimum investment amount if such investors participate in certain financial intermediary platforms, including but not limited to mutual fund wrap fee programs, bank trust platforms, retirement platforms, asset allocation platforms, managed account programs, and other discretionary or nondiscretionary fee-based investment advisory programs, each of which has committed to aggregate investments in such Fund in excess of \$250,000,000 (or such lesser amount permitted by the Trust with respect to such platform).

Shareholders of each Fund may convert their shares into another class of shares of the same Fund upon the satisfaction of any then-applicable eligibility requirements.

Please refer to the statement of additional information for more information about Class I and Class S shares, including more detailed program descriptions and eligibility requirements. Additional information is also available from your financial advisor, who can also help you prepare any necessary application forms.

PURCHASING YOUR SHARES

You may purchase shares directly from the Fund or through your financial advisor or financial institution. You may purchase shares on any day when the New York Stock Exchange is open for trading.

Opening an Account

In order to open an account you must complete an investment application. You can obtain an investment application from your financial advisor, your financial institution, or by visiting our website at www.ancora.net. For more information about how to purchase shares, call the Ancora Funds at 1.866.626.2672.

Federal law requires all financial institutions to obtain, verify and record information that identifies each person who opens an account. When you open an account, we will ask for your name, residential address, date of birth, government identification number and other information that will allow us to identify you. We may also ask to see your driver's license or other identifying documents. If we do not receive these required pieces of information, there will be a delay in processing your investment request, which could subject your investment to market risk. If we are unable to immediately verify your identity, the Fund may restrict further investment until your identity is verified. However, if we are unable to completely verify your identity through our verification

process, the Fund reserves the right to close your account without notice and return your investment to you at the price determined at the end of business (usually 4:00 p.m. eastern time ("ET")), on the day that your account is closed. If we close your account because we are unable to completely verify your identity, your investment will be subject to market fluctuation, which could result in a loss of a portion of your principal investment.

Directly from the Fund

- Please make your check (drawn on a U.S. bank and payable in U.S. dollars) payable to the Ancora Funds. We do not accept third party checks for initial investments.
- Send your check with the completed investment application by regular mail to Ancora Funds, 8000 Town Center Drive, Suite 400, Broadview Heights, Ohio 44147.
- Your application will be processed subject to your check clearing. If your check is returned for insufficient funds or uncollected funds, you may be charged a fee and you will be responsible for any resulting loss to the Fund.
- You may also open a fund-direct account through your financial advisor.

Through Your Financial Institution

- You may invest in certain share classes by establishing an account through financial institutions that have appropriate selling agreements with Arbor Court Capital, LLC.
- Your financial institution will act as the shareholder of record of your shares.
- Financial institutions may set different minimum initial and additional investment requirements, may impose other restrictions or may charge you fees for their services.
- Financial institutions may designate intermediaries to accept purchase and sales orders on the Fund's behalf.
- Your financial institution may receive compensation from the Fund, the Advisor, the Distributor or their affiliates.
- Before investing in the Fund through your financial institution, you should read any materials provided by your financial institution together with this Prospectus.

Through Retirement Plans

You may invest in the Funds through various retirement plans. These include individual retirement plans and employer sponsored retirement plans.

For further information about any of the plans, agreements, applications and annual fees, contact the Fund at 1.866.626.2672 or contact your financial advisor.

Through a Processing Organization

You may also purchase shares of the Fund through a "processing organization," (e.g., a mutual fund supermarket) which is a broker-dealer, bank or other financial institution that purchases shares for its customers. Some of the Funds have authorized certain processing organizations ("Authorized Processing Organizations") to receive purchase and sales orders on their behalf. Before investing in the Fund through a processing organization, you should read any materials provided by the processing organization together with this Prospectus. You should also ask the processing organization if they are authorized by the Fund to receive purchase and sales orders on their behalf. If the processing organization is not authorized, then your purchase order could be rejected which could subject your investment to market risk. When shares are purchased with an Authorized Processing Organization, there may be various differences compared to investing directly with the Fund. The Authorized Processing Organization may:

- Charge a fee for its services
- Act as the shareholder of record of the shares
- Set different minimum initial and additional investment requirements
- Impose other charges and restrictions
- Designate intermediaries to accept purchase and sales orders on the Fund's behalf

The Fund considers a purchase or sales order as received when an Authorized Processing Organization or its authorized designee receives the order in proper form. These orders will be priced based on the Fund's NAV next computed after such order is received in proper form by an Authorized Processing Organization or its authorized designee.

Shares held through an Authorized Processing Organization may be transferred into your name following procedures established by your Authorized Processing Organization and the Fund. Certain Authorized Processing Organizations may receive compensation from the Fund, the Advisor, the Distributor, or their affiliates.

It is the responsibility of an Authorized Processing Organization to transmit properly completed orders so that they will be received by the Fund in a timely manner.

Pricing of Purchases

Purchase orders received by the Fund, an Authorized Processing Organization, financial advisor or financial institution, by the close of the regular session of trading on the New York Stock Exchange ("NYSE"), generally 4:00 p.m. ET, are processed at that day's NAV. Purchase orders received by the Fund, an Authorized Processing Organization, financial advisor or financial institution, after the close of the regular session of trading on the NYSE, generally 4:00 p.m. ET, are processed at the NAV next determined on the following business day. It is the responsibility of the financial institution, financial advisor or Authorized Processing Organization to transmit orders that will be received by the Fund in proper form and in a timely manner.

Adding to Your Account

By Check

- Complete the investment form provided at the bottom of a recent account statement.
- Make your check (drawn on a U.S. bank and payable in U.S. dollars) payable to the Ancora Funds.
- Write your account number on the check.

- Either: (1) Mail the check with the investment form from the bottom of a recent statement to the Fund; or (2) Mail the check directly to your financial advisor or financial institution at the address printed on your account statement. Your financial advisor or financial institution is responsible for forwarding payment promptly to the Fund.
- If your check is returned for insufficient funds or uncollected funds, you may be charged a fee and you will be responsible for any resulting loss to the Fund.

By Wire

- Contact the Fund, your financial advisor or your financial institution for further instructions.
- Contact your bank and ask it to wire federal funds to the Fund. Specify your name and account number when remitting the funds.
- Your bank may charge a fee for handling wire transfers.
- Purchases in the Fund will be processed at that day's NAV (or public offering price, if applicable) if the Fund receives a properly executed wire by the close of the regular session of trading on the NYSE, generally 4:00 p.m. ET, on a day when the NYSE is open for regular trading.

Automatic Investment Plan

You can pre-authorize monthly investments in a Fund of \$100 or more to be processed electronically from a checking or savings account. You will need to complete the appropriate section in the investment application to do this. Amounts that are automatically invested in a Fund will not be available for redemption until three business days after the automatic reinvestment. For further details, call the Funds at 1.866.626.2672.

SELLING (REDEEMING) YOUR SHARES

You may sell some or all of your shares on any day that the NYSE is open for regular trading. If your request is received by the Fund, an Authorized Processing Organization, financial advisor or financial institution, in proper form by the close of regular trading on the NYSE (usually 4:00 p.m. ET), you will receive a price based on that day's NAV for the shares you sell. Otherwise, the price you receive will be based on the NAV that is next calculated.

Directly from the Fund – By Telephone

- You can sell or exchange your shares over the telephone, unless you have specifically declined this option. If you do not wish to have this ability, you must mark the appropriate section of the investment application. You may only sell shares over the telephone if the amount is at least \$1,000 and not more than \$100,000.
- To sell your Fund shares by telephone, call the Funds at 1.866.626.2672.
- Shares held in IRA accounts and qualified retirement plans cannot be sold by telephone.
- If we receive your sale request by the close of the regular session of trading on the NYSE, generally 4:00 p.m. ET, on a day when the NYSE is open for regular trading, the sale of your shares will be processed at the next determined NAV on that day. Otherwise it will occur on the next business day.
- Interruptions in telephone service could prevent you from selling your shares by telephone when you want to. When you have difficulty making telephone sales, you should mail to the Fund (or send by overnight delivery), a written request for the sale of your shares.
- In order to protect your investment assets, the Fund will only follow instructions received by telephone that it reasonably believes to be genuine. However, there is no guarantee that the instructions relied upon will always be genuine and the Fund will not be liable in those cases. The Fund has certain procedures to confirm that telephone instructions are genuine. If it does not follow such procedures in a particular case, it may be liable for any losses due to unauthorized or fraudulent instructions.

Directly from the Fund – By Mail

- Write to the Fund at Ancora Funds, 8000 Town Center Drive, Suite 400, Broadview Heights, Ohio 44147.
- Indicate the number of shares or dollar amount to be sold.
- Include your name and account number.
- Sign your request exactly as your name appears on your investment application.
- You may be required to have your signature guaranteed.

Directly from the Fund – By Wire

- Complete the appropriate information on the investment application.
- You may be charged a fee by the Fund or Fund's Authorized Processing Organization for wiring redemption proceeds. You may also be charged a fee by your bank.
- Redemption proceeds will only be wired to a commercial bank or brokerage firm in the United States in the name of the shareholder. Third party wires are prohibited.
- Your redemption proceeds may be deposited without a charge directly into your bank account through an ACH transaction. For more information, call the Funds at 1.866.626.2672.

Directly from the Fund – Through a Systematic Withdrawal Plan

- You may elect to receive withdrawals of \$100 or more if your account value is at least \$5,000.
- Withdrawals can be made monthly or quarterly.
- There is no fee for this service.
- There is no minimum account balance required for retirement plans.

Through Your Financial Advisor, Financial Institution or Authorized Processing Organization

- You may also sell shares by contacting your financial advisor, financial institution or Authorized Processing Organization, which may charge you a fee for this service. Shares held in street name must be sold through your financial advisor, financial institution or, if applicable, the Authorized Processing Organization.
- Your financial advisor, financial institution or Authorized Processing Organization is responsible for making sure that sale requests are transmitted to the Fund in proper form and in a timely manner.
- Your financial institution may charge you a fee for selling your shares.

- Sale proceeds will only be wired to a commercial bank or brokerage firm in the United States.

Short Term Redemption Fee

If you sell (redeem) your shares after holding them less than 90 days, a 2.00% short-term redemption fee may be deducted from the redemption amount. For this purpose, shares held longest will be treated as being redeemed first and shares held shortest as being redeemed last. The fees are paid to the Fund, not the Distributor or the Advisor, and are designed to help offset the brokerage commissions, market impact, and other costs associated with short-term shareholder trading.

The short-term redemption fee does not apply to: (i) redemptions of shares acquired by reinvesting dividends and distributions; or (ii) rollovers, transfers, and changes of account registration within the Fund, or transfers between classes of a Fund as long as the money never leaves the Fund.

The Fund also permits waivers of the short-term redemption fee for the following transactions:

- Redemptions related to death or due to a divorce decree;
- Certain types of IRA account transactions, including redemptions pursuant to systematic withdrawal programs, withdrawals due to disability, return of excess contribution amounts, and redemptions related to payment of custodian fees; and
- Certain types of employer-sponsored and 403(b) retirement plan transactions, including: loans or hardship withdrawals, minimum required distributions, redemptions pursuant to systematic withdrawal programs, forfeiture of assets, return of excess contribution amounts, redemptions related to payment of plan fees, and redemptions related to death, disability, or qualified domestic relations order.

The application of short-term redemption fees and waivers may vary among intermediaries and certain intermediaries may not apply the waivers listed above. If you purchase or sell fund shares through an intermediary, you should contact your intermediary for more information on whether the short-term redemption fee will be applied to redemptions of your shares.

The Fund reserves the right to modify or eliminate the short-term redemption fee or waivers at any time. Investment advisors or their affiliates may pay short-term redemption fees on behalf of investors in managed accounts. Unitized group accounts consisting of qualified plan assets may be treated as a single account for redemption fee purposes.

The Fund seeks to identify intermediaries that hold fund shares in omnibus accounts and will refuse their purchase orders if they do not agree to track and remit short-term redemption fees based on the transactions of underlying investors. There are no assurances that the Fund will successfully identify all intermediaries or that the intermediaries will properly assess short-term redemption fees.

Other Information Concerning Redemption

Each Fund reserves the right to take up to seven days to make payment if, in the judgment of the Advisor, such Fund could be affected adversely by immediate payment. In addition, the right of redemption for a Fund may be suspended or the date of payment postponed (a) for any period during which the NYSE is closed (other than for customary week-end and holiday closings), (b) when trading in the markets that the Fund normally utilizes is restricted, or when an emergency, as defined by the rules and regulations of the SEC, exists, making disposal of that Fund's investments or determination of its net asset value not reasonably practicable, or (c) for any other periods as the SEC by order may permit for protection of that Fund's shareholders.

Due to the high cost of maintaining accounts, each Fund has the right to redeem, upon not less than 30 days written notice, all of the Class I shares of any shareholder if, through redemptions, the shareholder's account has a net asset value of less than \$5,000. Each Fund also has the right to convert into Class I shares, upon not less than 30 days written notice, all of the Class S shares of any shareholder if, through redemptions, the shareholder's account has a net asset value of less than \$1,500,000 or, in the case of a Class S shareholder who was permitted to purchase shares through a financial intermediary platform that committed to aggregate investments in such Fund in excess of \$250,000,000 (or such lesser amount permitted by the Trust with respect to such platform), if the relevant financial intermediary platform fails to or ceases to maintain aggregate investments in such Fund with an aggregate net asset value of \$250,000,000 or such lesser amount as permitted by the Trust. A shareholder will be given at least 30 days written notice prior to any involuntary redemption or conversion and during such period will be allowed to purchase additional shares to bring his account up to the applicable minimum before the redemption or conversion is processed.

When a conversion occurs, the shareholder receives Class I shares in place of Class S shares of the same Fund. At the time of conversion, the dollar value of the "new" shares received by the shareholder equals the dollar value of the "old" shares that were converted. In other words, the conversion has no effect on the value of a shareholder's investment in the Fund at the time of conversion. However, the number of Class I shares owned by a shareholder after the conversion may be greater than or less than the number of Class S shares owned before the conversion, depending on the net asset values of the two share classes. A conversion between share classes of the same Fund is a nontaxable event.

Pricing of Fund Shares

The Fund's share price (also called "NAV") is determined as of the close of trading (normally 4:00 p.m. ET) every day the NYSE is open. Each Fund calculates its NAV per share, generally using market prices, by dividing the total value of its net assets by the number of shares outstanding. Shares are purchased or sold at the next offering price determined after your purchase or sale order is received in proper form by the Fund, an Authorized Processing Organization or financial institution.

The Funds' equity investments are valued based on market value or, if no market value is available, based on fair value as determined by the Board of Trustees (or under their direction). The Funds may use pricing services to determine market value for investments.

Securities held by the Fund that do not have readily available market quotations, or securities for which the available market quotation is not reliable, are priced at their fair value using procedures approved by the Board of Trustees. Any debt securities held by a Fund for which market quotations are not readily available are generally priced at their most recent bid prices as obtained from one or more of the major market makers for such securities. The Fund may use fair value pricing under the following circumstances, among others:

- If the value of a security has been materially affected by events occurring before the Fund's pricing time but after the close of the primary markets on which the security is traded.
- If a security, such as a small cap or micro cap security, is so thinly traded that reliable market quotations are unavailable due to infrequent trading.
- If the exchange on which a portfolio security is principally traded closes early or if trading in a particular portfolio security was halted during the day and did not resume prior to the Fund's NAV calculation.

The use of fair value pricing has the effect of valuing a security based upon the price the Fund might reasonably expect to receive if it sold that security but does not guarantee that the security can be sold at the fair value price. The Fund's determination of a security's fair value price often involves the consideration of a number of subjective factors, and is therefore subject to the unavoidable risk that the value that the Fund assigns to a security may be higher or lower than the security's value would be if a reliable market quotation for the security was readily available.

Policies Concerning the Redemption of Fund Shares

If your account is held directly with a Fund, the length of time that a Fund typically expects to pay redemption proceeds depends on the method you have elected to receive such proceeds. A Fund typically expects to make payment of redemption proceeds by wire, automated clearing house (ACH) or by issuing a check by the next business day following receipt of a redemption order in proper form.

If your account is held through an intermediary, the length of time that a fund typically expects to pay redemption proceeds depends, in part, on the terms of the agreement in place between the intermediary and a Fund. For redemption proceeds that are paid either directly to you from a Fund or to your intermediary for transmittal to you, a Fund typically expects to make payments by wire, by ACH or by issuing a check on the next business day following receipt of a redemption order in proper form from the intermediary by a Fund. Redemption orders that are processed through investment professionals that utilize the National Securities Clearing Corporation will generally settle one to three business days following receipt of a redemption order in proper form.

As noted elsewhere, payment of redemption proceeds may take longer than the time a Fund typically expects and may take up to seven days from the date of receipt of the redemption order as permitted by applicable law.

Multiple Accounts In Same Household

To avoid sending duplicate copies of materials to households, the Fund will mail only one copy of each prospectus, annual and semi-annual report to shareholders having the same last name and address on the Fund's records. The consolidation of these mailings, called householding, benefits the Fund through reduced mailing expense.

If you want to receive multiple copies of these materials, you may call the Fund at 1.866.626.2672. You may also notify the Fund in writing. Individual copies of prospectuses, reports and privacy notices will be sent to you commencing within 30 days after the Fund receives your request to stop householding.

Systematic Withdrawal Plan

Shareholders who own shares of a Fund valued at \$5,000 or more per Fund may elect to receive a monthly or quarterly check in a stated amount (minimum check amount is \$100 per month or quarter). These investment minimums may be waived in the discretion of the Fund. Shares will be redeemed at net asset value as may be necessary to meet the withdrawal payments. If withdrawal payments exceed reinvested dividends and distributions, the investor's shares will be reduced and eventually depleted. A withdrawal plan may be terminated at any time by the shareholder or the applicable Fund. Costs associated with a withdrawal plan are borne by the applicable Fund. Additional information regarding systematic withdrawal plans may be obtained by calling the Ancora Funds at 1.866.626.2672.

Redemption Methods

Generally a Fund expects to pay redemption proceeds in cash. To do so, a Fund typically expects to satisfy redemption requests either by using available cash (or cash equivalents) or by selling portfolio securities. On a less regular basis, a Fund may also satisfy redemption requests by utilizing one or more of the following sources, if permitted: borrowing from another Ancora Fund; drawing on an available line or lines of credit from a bank or banks; or using reverse repurchase agreements. These methods may be used during both normal and stressed market conditions.

In addition to paying redemption proceeds in cash, a Fund reserves the right to pay part or all of your redemption proceeds in readily marketable securities instead of cash (redemption in-kind). Redemption in-kind proceeds will typically be made by delivering the selected securities to the redeeming shareholder within seven days after the receipt of the redemption order in proper form by a Fund.

EXCESSIVE TRADING PRACTICES

Excessive trading in the Funds may disrupt portfolio investment strategies, may increase brokerage and administrative costs, and may negatively impact investment returns for all shareholders, including long-term shareholders who do not generate these costs. The Funds will take reasonable steps to discourage excessive short-term trading and will not knowingly accommodate frequent purchases and redemptions by shareholders. The Board of Trustees has adopted the following policies and procedures with respect to excessive short-term trading by shareholders. The Funds will monitor selected trades on a daily basis in an effort to deter excessive short-term trading. If a Fund has reason to believe that a shareholder has engaged in excessive short-term trading, the Fund may ask the shareholder to stop such activities or restrict or refuse to process purchases or exchanges in the shareholder's accounts. While a Fund cannot assure the prevention of all excessive trading, by making these judgments the Fund believes it is acting in a manner that is in the best interests of its shareholders. However, because the Funds cannot prevent all excessive trading, shareholders may be subject to the risks described above.

A shareholder may be considered as engaged in excessive trading if he or she has (i) requested an exchange or redemption out of any Fund within 2 weeks of an earlier purchase or exchange into such Fund, or (ii) made more than 2 "round-trip" exchanges within a rolling 90 day period. A "round-trip" exchange occurs when a shareholder exchanges from one Fund to another Fund and back to the original Fund. If a shareholder exceeds these limits, the Funds may restrict or suspend that shareholder's exchange privileges and subsequent exchange requests during the suspension will not be processed. The Funds may also restrict or refuse to process purchases by the shareholder.

Financial intermediaries (such as investment advisors and broker-dealers) often establish omnibus accounts in the Funds for their customers through which transactions are placed. If a Fund identifies excessive trading in such an account, the Fund may instruct the intermediary to restrict the investor responsible for the excessive trading from further trading in the Fund. The Funds have entered into information sharing agreements with certain financial intermediaries. Under these agreements, a financial intermediary is obligated to: (1) furnish the Funds, upon their request, with information regarding customer trading activities in shares of the Funds; and (2) enforce the Funds' excessive trading policy with respect to customers identified by the Funds as having engaged in excessive trading.

The Funds apply these policies and procedures uniformly to all shareholders believed to be engaged in excessive trading.

DIVIDENDS, DISTRIBUTIONS AND TAXES

Ancora Income Fund has adopted a policy of paying a monthly dividend and Ancora Dividend Value Equity Fund has adopted a policy of paying a quarterly dividend. This policy is subject to change at any time. Each other Fund declares and pays any dividends annually to shareholders. Dividends are paid to all shareholders invested in the Fund on the record date. The record date is the date on which a shareholder must officially own shares in order to earn a dividend.

In addition, each Fund pays any capital gains at least annually. Your dividends and capital gains distributions will be automatically reinvested in additional shares without a sales charge, unless you elect cash payments.

If you purchase shares just before any Fund declares a dividend or capital gain distribution, you will pay the full price for the shares and then receive a portion of the price back in the form of a distribution, whether or not you reinvest the distribution in shares. Therefore, you should consider the tax implications of purchasing shares shortly before the Fund declares a dividend or capital gain. Contact your investment professional or the Fund for information concerning when dividends and capital gains will be paid.

Each Fund sends an annual statement of your account activity to assist you in completing your federal, state and local tax returns. Fund distributions of dividends and capital gains are taxable to you whether paid in cash or reinvested in the Fund (unless shares are held in a tax-deferred account). Dividends are taxable as ordinary income; capital gains are taxable at different rates depending upon the length of time the Fund holds its assets.

Fund distributions may be both dividends and capital gains. Generally, distributions from Ancora Income Fund are expected to be primarily ordinary income dividends, while distributions from the other Funds are expected to be primarily capital gains distributions. Redemptions and exchanges are taxable sales. Please consult your tax adviser regarding your federal, state, and local tax liability.

GENERAL INFORMATION

The distributor for shares of the Funds is Arbor Court Capital, LLC (the "Distributor"). The Distributor's address is 8000 Town Centre Drive, Suite 400, Broadview Heights, Ohio 44147.

Argent Institutional Trust Company, 4343 Easton Commons, Suite 120, Columbus, Ohio 43219, is the custodian for each Fund's securities and cash. Mutual Shareholder Services, LLC, 8000 Town Centre Drive, Suite 400, Broadview Heights, Ohio 44147 is each Fund's transfer, redemption and dividend distributing agent.

FINANCIAL HIGHLIGHTS

The financial highlights tables are intended to help you understand the Funds' financial performance for the past 5 years or, if shorter, the period of the Funds' operations. Certain information reflects financial results for a single Fund share. The total returns in the tables represent the rate that an investor would have earned (or lost) on an investment in a Fund (assuming reinvestment of all dividends and distributions). The information has been audited by the Funds' Independent Registered Public Accounting Firm, Cohen & Company, Ltd., whose report, along with the Funds' financial statements, are included in the Funds' Annual Report for the year ended December 31, 2025, which is available upon request.

FINANCIAL HIGHLIGHTS FOR A FUND SHARE OUTSTANDING – throughout each year

Ancora Income Fund

	Year Ended 12/31/2025	Year Ended 12/31/2024	Year Ended 12/31/2023	Year Ended 12/31/2022	Year Ended 12/31/2021
CLASS I SHARES					
Selected Per Share Data					
Net asset value, beginning of year	\$ 7.22	\$ 6.92	\$ 6.64	\$ 8.08	\$ 7.74
Income from investment operations					
Net investment income (a)	0.43	0.44	0.43	0.38	0.35
Net realized and unrealized gain (loss)	(0.18)	0.22	0.21	(1.46)	0.35
Total from investment operations	0.25	0.66	0.64	(1.08)	0.70
Less Distributions to shareholders:					
From net investment income	(0.38)	(0.36)	(0.36)	(0.36)	(0.35)
From net realized gain	-	-	-	-	-
From return of capital	-	-	-	-	(0.01)
Total distributions	(0.38)	(0.36)	(0.36)	(0.36)	(0.36)
Paid in capital from redemption fees	- (e)	- (e)	- (e)	- (e)	- (e)
Net asset value, end of year	\$ 7.09	\$ 7.22	\$ 6.92	\$ 6.64	\$ 8.08
Total Return (b)	3.56%	9.69%	9.95%	(13.59)%	9.22%
Ratios and Supplemental Data					
Net assets, end of year (000)	\$ 49,952	\$ 41,909	\$ 35,804	\$ 32,047	\$ 36,588
Ratio of expenses to average net assets (c)	0.86%	0.89%	0.95%	0.93%	1.03%
Ratio of expenses to average net assets before waiver & reimbursement (c)	0.86%	0.89%	0.95%	0.93%	1.03%
Ratio of net investment income to average net assets (c) (d)	6.08%	6.15%	6.43%	5.31%	4.43%
Ratio of net investment income to average net assets before waiver & reimbursement (c) (d)	6.08%	6.15%	6.43%	5.31%	4.43%
Portfolio turnover rate	32.03%	24.32%	51.19%	41.39%	40.56%

(a) Net investment income per share is based on average shares outstanding.

(b) Total return represents the rate that the investor would have earned or lost on an investment in the Fund, assuming reinvestment of dividends.

(c) These ratios exclude the impact of expenses of the underlying security holdings as represented in the schedule of investments.

(d) Recognition of net investment income (loss) by the Fund is affected by the timing of the declaration of dividends by the underlying investment companies in which the Fund invests.

(e) Amount is less than \$0.005.

FINANCIAL HIGHLIGHTS FOR A FUND SHARE OUTSTANDING – throughout each year

Ancora/Thelen Small-Mid Cap Fund

	Year Ended 12/31/2025	Year Ended 12/31/2024	Year Ended 12/31/2023	Year Ended 12/31/2022	Year Ended 12/31/2021
CLASS I SHARES					
Selected Per Share Data					
Net asset value, beginning of year	\$ 18.83	\$ 17.10	\$ 14.37	\$ 17.77	\$ 17.59
Income from investment operations					
Net investment income (a)	0.06	0.04	0.07	0.08	0.04
Net realized and unrealized gain (loss)	0.73	3.08	2.98	(3.16)	4.24
Total from investment operations	0.79	3.12	3.05	(3.08)	4.28
Less Distributions to shareholders:					
From net investment income	(0.05)	(0.03)	(0.16)	-	(0.08)
From net realized gain	(1.53)	(1.36)	(0.16)	(0.32)	(4.02)
Total distributions	(1.58)	(1.39)	(0.32)	(0.32)	(4.10)
Paid in capital from redemption fees	- (e)	- (e)	-	- (e)	- (e)
Net asset value, end of year	\$ 18.04	\$ 18.83	\$ 17.10	\$ 14.37	\$ 17.77
Total Return (b)	4.10%	18.23%	21.22%	(17.32)%	24.43%
Ratios and Supplemental Data					
Net assets, end of year (000)	\$ 128,763	\$ 130,101	\$ 107,246	\$ 92,409	\$ 114,458
Ratio of expenses to average net assets (c)	1.20%	1.21%	1.23%	1.25%	1.22%
Ratio of expenses to average net assets before waiver & reimbursement (c)	1.20%	1.21%	1.23%	1.25%	1.22%
Ratio of net investment income to average net assets (c) (d)	0.31%	0.22%	0.45%	0.51%	0.17%
Ratio of net investment income to average net assets before waiver & reimbursement (c) (d)	0.31%	0.22%	0.45%	0.51%	0.17%
Portfolio turnover rate	94.92%	83.19%	85.30%	86.41%	85.44%

(a) Net investment income per share is based on average shares outstanding.

(b) Total return represents the rate that the investor would have earned or lost on an investment in the Fund, assuming reinvestment of dividends.

(c) These ratios exclude the impact of expenses of the underlying security holdings as represented in the schedule of investments.

(d) Recognition of net investment income (loss) by the Fund is affected by the timing of the declaration of dividends by the underlying investment companies in which the Fund invests.

(e) Amount is less than \$0.005.

Ancora/Thelen Small-Mid Cap Fund

	Year Ended 12/31/2025	Year Ended 12/31/2024	Year Ended 12/31/2023	Year Ended 12/31/2022	Year Ended 12/31/2021
CLASS S SHARES					
Selected Per Share Data					
Net asset value, beginning of year	\$ 19.47	\$ 17.64	\$ 14.81	\$ 18.26	\$ 17.97
Income from investment operations					
Net investment income (a)	0.10	0.08	0.11	0.11	0.09
Net realized and unrealized gain (loss)	0.76	3.19	3.08	(3.24)	4.34
Total from investment operations	0.86	3.27	3.19	(3.13)	4.43
Less Distributions to shareholders:					
From net investment income	(0.08)	(0.08)	(0.20)	-	(0.12)
From net realized gain	(1.53)	(1.36)	(0.16)	(0.32)	(4.02)
Total distributions	(1.61)	(1.44)	(0.36)	(0.32)	(4.14)
Net asset value, end of year	\$ 18.72	\$ 19.47	\$ 17.64	\$ 14.81	\$ 18.26
Total Return (b)	4.30%	18.49%	21.53%	(17.13)%	24.75%
Ratios and Supplemental Data					
Net assets, end of year (000)	\$ 88,337	\$ 61,697	\$ 51,878	\$ 42,794	\$ 63,491
Ratio of expenses to average net assets (c)	1.00%	1.00%	1.00%	1.00%	1.00%
Ratio of expenses to average net assets before waiver & reimbursement (c)	1.19%	1.20%	1.22%	1.24%	1.21%
Ratio of net investment income to average net assets (c) (d)	0.50%	0.44%	0.68%	0.72%	0.40%
Ratio of net investment income to average net assets before waiver & reimbursement (c) (d)	0.31%	0.24%	0.46%	0.49%	0.19%
Portfolio turnover rate	94.92%	83.19%	85.30%	86.41%	85.44%

(a) Net investment income per share is based on average shares outstanding.

(b) Total return represents the rate that the investor would have earned or lost on an investment in the Fund, assuming reinvestment of dividends.

(c) These ratios exclude the impact of expenses of the underlying security holdings as represented in the schedule of investments.

(d) Recognition of net investment income (loss) by the Fund is affected by the timing of the declaration of dividends by the underlying investment companies in which the Fund invests.

FINANCIAL HIGHLIGHTS FOR A FUND SHARE OUTSTANDING – throughout each period

Ancora Dividend Value Equity Fund

	Year Ended 12/31/2025	Year Ended 12/31/2024	Year Ended 12/31/2023	Year Ended 12/31/2022	Year Ended 12/31/2021
CLASS I SHARES					
Selected Per Share Data					
Net asset value, beginning of year	\$ 16.66	\$ 14.88	\$ 13.24	\$ 15.16	\$ 12.04
Income from investment operations					
Net investment income (a)	0.18	0.18	0.21	0.19	0.14
Net realized and unrealized gain (loss)	1.13	2.26	1.62	(1.92)	3.14
Total from investment operations	1.31	2.44	1.83	(1.73)	3.28
Less Distributions to shareholders:					
From net investment income	(0.18)	(0.21)	(0.19)	(0.17)	(0.14)
From net realized gain	(0.44)	(0.45)	-	(0.02)	(0.02)
Total distributions	(0.62)	(0.66)	(0.19)	(0.19)	(0.16)
Paid in capital from redemption fees	- (e)	-	- (e)	- (e)	- (e)
Net asset value, end of year	\$ 17.35	\$ 16.66	\$ 14.88	\$ 13.24	\$ 15.16
Total Return (b)	7.84%	16.44%	13.93%	(11.41)%	27.36%
Ratios and Supplemental Data					
Net assets, end of year (000)	\$ 46,047	\$ 44,398	\$ 39,137	\$ 36,935	\$ 37,670
Ratio of expenses to average net assets (c)	1.00%	1.00%	1.00%	1.00%	1.00%
Ratio of expenses to average net assets before waiver & reimbursement (c)	1.08%	1.11%	1.16%	1.17%	1.21%
Ratio of net investment income to average net assets (c) (d)	1.03%	1.15%	1.51%	1.36%	1.04%
Ratio of net investment income to average net assets before waiver & reimbursement (c) (d)	0.95%	1.04%	1.35%	1.20%	0.83%
Portfolio turnover rate	13.01%	16.86%	16.02%	13.28%	11.90%

(a) Net investment income per share is based on average shares outstanding.

(b) Total return represents the rate that the investor would have earned or lost on an investment in the Fund, assuming reinvestment of dividends.

(c) These ratios exclude the impact of expenses of the underlying security holdings as represented in the schedule of investments.

(d) Recognition of net investment income (loss) by the Fund is affected by the timing of the declaration of dividends by the underlying investment companies in which the Fund invests.

(e) Amount is less than \$0.005.

Appendix A

DESCRIPTION OF BOND RATINGS

AAA: Bonds rated AAA have the highest rating assigned by Standard & Poor's to a debt obligation. Capacity to pay interest and repay principal is extremely strong.

AA: Bonds rated AA have very strong capacity to pay interest and repay principal and differ from the highest rated issues only in small degree.

A: Bonds rated A have a strong capacity to pay interest and repay principal although they are somewhat more susceptible to the adverse effects of changes in circumstances and economic conditions than bonds in the higher rated categories.

BBB: Bonds rated BBB are regarded as having an adequate capacity to pay interest and repay principal. Whereas they normally exhibit adequate protection parameters, adverse economic conditions or changing circumstances are more likely to lead to a weakened capacity to pay interest and repay principal for bonds in this category than for the bonds in higher rated categories.

BB, B, CCC and CC: Bonds rated BB, B, CCC and CC are regarded on balance as predominantly speculative with respect to capacity to pay interest and repay principal in accordance with the terms of the obligation. BB indicates the lowest degree of speculation and CC the highest degree of speculation. While such debt will likely have some quality and protective characteristics, these are outweighed by large uncertainties or major risk exposures to adverse conditions.

[back cover]

The following additional information about the Funds is available without charge upon request:

Statement of Additional Information. Additional information about the Funds has been filed with the Securities and Exchange Commission ("SEC") in a Statement of Additional Information dated April 30, 2026. This document includes additional information about the Funds' investment policies, risks and operations. It is incorporated by reference into this Prospectus.

Annual and Semi-Annual Reports. Additional information about each Fund's investments is available in the Funds' annual and semi-annual reports to shareholders. The annual reports contain a discussion of market conditions and investment strategies that affected each Fund's performance during its last fiscal year.

HOW TO GET MORE INFORMATION

As permitted by regulations adopted by the Securities and Exchange Commission, paper copies of the Funds' shareholder reports will no longer be sent by mail, unless you specifically request paper copies of the reports from the Funds. Instead, the reports will be made available on www.ancora.net, and you will be notified by mail each time a report is posted and provided with a website link to access the report.

If you have previously elected to receive shareholder reports electronically, you will not be affected by this change and you need not take any action. You may elect to receive shareholder reports and other communications from the Funds electronically by calling the Funds at 1.866.626.2672, making a request to such effect and following the instructions provided.

You may elect to receive all future reports in paper free of charge. You can inform the Funds that you wish to continue receiving paper copies of your shareholder reports by calling the Funds at 1.866.626.2672. Your election to receive reports in paper will apply to all funds held with Ancora Trust.

To obtain the Statement of Additional Information ("SAI") without charge, call the Funds at 1.866.626.2672. You may also call this number to request the Funds' annual report, to request the Funds' semi-annual report, to request other information about the Funds, and to make shareholder inquiries. The Funds make available its SAI and annual and semi-annual reports, free of charge, on the Ancora Fund's internet site at www.ancora.net.

Information about each Fund (including the SAI) can be reviewed and copied at the Public Reference Room of the SEC in Washington, D.C., and information on the operation of the Public Reference Room can be obtained by calling 1.202.551.8090. Information about the Funds is also available on the EDGAR Database on the SEC's internet site at www.sec.gov, and copies of this information may be obtained, upon payment of a duplicating fee, by electronic request at the following e-mail address: publicinfo@sec.gov, or by writing the SEC's Public Reference Section, Washington, D.C. 20549-1520.

Investment Company Act File No. 811-21418