

# Ancora/Thelen Small Cap Core

## Investment Objective

The objective of the Ancora/Thelen Small Cap Core Strategy is capital appreciation. More specifically, we strive to exceed the returns on the Russell 2000 index on a consistent basis over the long haul. Our goal is to produce superior returns while taking below market risk. The strategy may tend to weight either end of the market cap spectrum heavier than the other based on market opportunities.

## Firm Overview

<b>AUM<sup>1</sup></b>	\$2.39B
<b>Founded</b>	2003
<b>Based</b>	Cleveland, OH
<b>Satellites</b>	Detroit, MI Naples, FL

## Strategy Overview

<b>Inception Date</b>	2/28/2013
<b>Benchmark</b>	Russell 2000
<b>Strategy Assets</b>	\$74.49M

## Portfolio Management Team

<b>Daniel G. Thelen, CFA</b>	Portfolio Manager
<b>Noah Nicholl, CPA</b>	Equity Analyst

## Risk Analytics - ITD<sup>2</sup>

<b>Standard Deviation</b>	21.55
<b>Annualized Alpha</b>	2.61
<b>Beta</b>	1.00
<b>R-Squared</b>	0.93
<b># Positive Quarters</b>	32
<b># Negative Quarters</b>	13
<b>Tracking Error</b>	5.83
<b>Information Ratio</b>	0.44
<b>Sharpe Ratio</b>	0.45
<b>Upside Market Capture</b>	109.34
<b>Downside Market Capture</b>	94.23
<b>Batting Average</b>	0.53

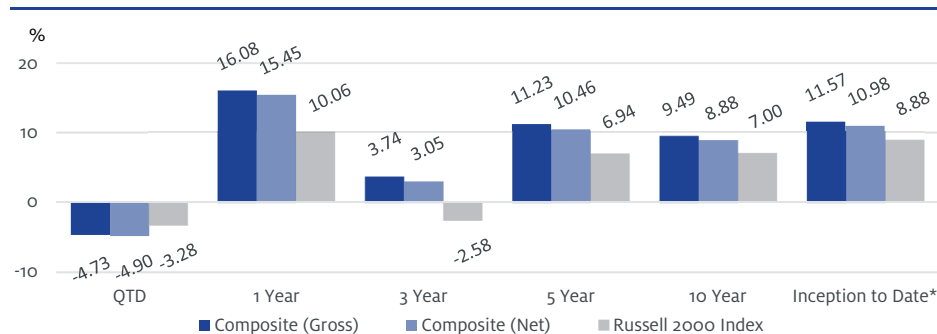
## Top 10 Equity Holdings

Securities	Weight (%)
MDU Resources Group, Inc.	4.39
Crane NXT Co.	4.35
API Group Corp.	2.79
IAC, Inc.	2.77
Luxfer, Inc.	2.45
Newpark Resources, Inc.	2.39
DT Midstream, Inc.	2.38
Crane Co.	2.34
PHX Minerals, Inc.	2.27
Nomad Foods Ltd.	2.20
<b>Total</b>	<b>28.33</b>

## Investment Strategy

The strategy will typically invest at least 80% of its net assets in the equity securities of small-cap companies. These securities fall within the capitalization range of the Russell 2000 Index. The portfolio manager seeks out stocks that fall into one of three specific categories: underfollowed stocks, franchise stocks whose valuation has fallen for a non-fundamental reason and stocks whose company is undergoing a change to the capital structure of the business (spin-offs, bankruptcies, restructuring, etc.). The strategy will stay broadly diversified across all major market sectors and focus on stock selection (not sector bets) to drive alpha. Stocks will be sold if they fail to achieve our performance expectations or if other more suitable investments are found to replace them.

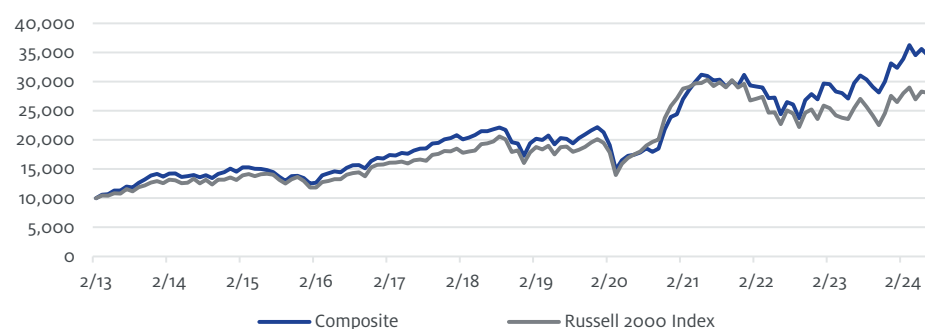
## Performance



\*Represents annualized performance from inception of 02/28/2013  
Periods less than one year are not annualized

Data as of 6/30/2024

## Growth of \$10K

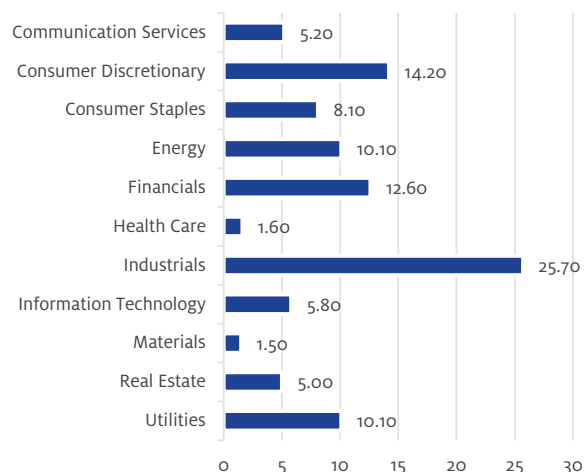


Represents hypothetical growth based on gross performance from inception of 02/28/2013  
Information presented is supplemental to the annual GIPS composite report. To obtain a copy of the report, refer to page 2. **Past performance is not indicative of future results.**

## Portfolio Characteristics<sup>3</sup>

<b>Secondary Equity Style Emphasis</b>	GARP
<b>Current Cash Position</b>	2.40%
<b>Current # of Holdings</b>	77
<b># of Countries in Portfolio</b>	4
<b>Annual Turnover (LTM)</b>	63.04%
<b>Current Dividend Yield</b>	1.79%
<b>P/E (12 mo Trailing)</b>	17.48
<b>Current P/B</b>	1.47
<b>5 Year ROE</b>	7.04%
<b>Current Wgtd. Avg. Mkt. Cap (\$M)</b>	\$2,728
<b>Current Median Mkt. Cap (\$M)</b>	\$1,509

Portfolio Breakdown (%)



Data as of 6/30/2024

Portfolio weights are subject to change without notice.

Due to rounding, values might not add up to 100%.

The Adviser

Ancora Advisors, LLC is an SEC registered investment adviser and a wholly-owned subsidiary of The Ancora Group LLC, a wholly-owned subsidiary of Ancora Holdings Group LLC. SEC registration does not imply a certain level of skill or training. Ancora Advisors LLC claims compliance with the Global Investment Performance Standards (GIPS®).

To obtain the GIPS Composite Report, visit <https://ancora.net/gips-scc>

The Ancora/Thelen Small Cap Core composite was created on January 31, 2013 with an inception date of February 28, 2013. The composite contains U.S. traded equities, which offer substantial returns with corresponding greater risks. Securities will tend to be of companies ranging from zero to \$2.5 billion in capitalizations. The manager may tend to weight either end of the market cap spectrum heavier than the other, based on market opportunities. The manager intends to stay broadly diversified across industry sectors. The composite utilizes the Russell 2000 Index as the benchmark, a small-cap stock market index of the bottom 2,000 stocks in the Russell 3000 Index. The index does not include the effects of sales charges and cannot be invested in directly.

<sup>1</sup> To be consistent with Ancora's ADV filing, as required by the SEC for registered investment advisors, firm assets under management listed in this document reflect the discretionary values reported to the SEC. Ancora's GIPS assets under management \$2.38 billion as of June 30, 2024.

<sup>2</sup> Risk Analytics source: eVestment, using quarterly data

<sup>3</sup> Portfolio Characteristics source: Bloomberg

**Past performance does not guarantee future results.** All investing involves risk. Investors should consider the strategy's investment objectives, risks and expenses carefully before investing. This and other important information about the strategy can be found in the strategy's GIPS composite report. Please read the report carefully before investing. Valuations and returns are computed and stated in U.S. dollars. Gross returns are calculated gross of management and net of transaction costs. Net returns are calculated net of actual management fees and transaction costs. Both returns are calculated gross of all withholding taxes on foreign dividends. Composite data is portrayed and reflects the reinvestment of dividends, capital gains and other earnings when appropriate. Individual account holdings and performance may vary depending on factors including account size, client-imposed restrictions, the timing of client investments, market conditions, contributions, withdrawals and other factors. Policies for valuing portfolios, calculating performance and preparing GIPS composite reports are available upon request. Ancora's investment advisory fees are described in Part 2A of its Form ADV. This document does not constitute the recommendation of Ancora to meet the investment needs of any individual client. It does not take into account any specific investment objectives, financial situations or particular needs of any specific person who may receive this report. This report is not to be considered investment advice or a recommendation of any particular security, nor is it intended to provide personal investment advice. Investors should seek financial advice regarding the appropriateness of investing in any securities and other investments or investment strategies discussed in this report. The information provided in this report is for informational purposes only and is not an offer to sell or a solicitation of an offer to buy any securities in any jurisdiction. Investors should note that income from such securities or other investments, if any, may fluctuate and that price or value of such securities and investments may rise or fall. Investments are not insured by the FDIC and are not guaranteed by Ancora. GIPS® is a registered trademark owned by CFA Institute. CFA Institute does not endorse or promote this organization, nor does it warrant the accuracy or quality of the content contained herein.

This content is for informational purposes only. No part may be reproduced in any manner without the written permission of Ancora. Each person who has received or viewed this content is deemed to have agreed: (i) not to reproduce or distribute this content, in whole or part; (ii) not to disclose any information contained in this document except to the extent that such information was (a) previously known by such person through a source (other than the Fund, its partners or advisors) not bound by any obligation to keep confidential such information, (b) in the public domain through no fault of the person, or (c) later lawfully obtained by such person from sources (other than the Fund, its partners or advisors) not bound by any obligation to keep such information confidential; and (iii) to be responsible for any disclosure of this document by such person or any of its employees, agents or representatives.

Ancora Holdings Group LLC is the parent company of four registered investment advisers with the United States Securities and Exchange Commission; Ancora Advisors, LLC, Ancora Alternatives, LLC, Ancora Family Wealth Advisors, LLC and Ancora Retirement Plan Advisors, LLC. In addition, it owns two insurance agencies: Ancora Insurance Solutions LLC and Inverness Securities LLC. Inverness Securities is a FINRA & SIPC member broker dealer. A more detailed description of the firm, its products and services, management team and practices are contained in the firm brochures, Form ADV Part 2A and other disclosures upon request. Qualified prospective investors may obtain these documents by contacting the company at: 6060 Parkland Boulevard, Suite 200, Cleveland, Ohio 44124, Phone: 216-825-4000, or by visiting [www.ancora.net](http://www.ancora.net).